

Key Investor Information

This document provides you with key investor information about this Fund. It is not marketing material. The information is required by law to help you understand the nature and the risks of investing in this Fund. You are advised to read it so you can make an informed decision about whether to invest.



BNY MELLON
INVESTMENT MANAGEMENT

BNY Mellon Global Dynamic Bond Fund

INSTITUTIONAL SHARES W (INCOME) (ISIN: GB00B801BG18)

a sub-fund of BNY Mellon Investment Funds. This Fund is managed by BNY Mellon Fund Managers Limited

Objectives and Investment Policy

OBJECTIVE

To maximise the total return, comprising income and capital growth. The Fund is managed to seek a minimum return of cash (1 month GBP LIBOR)+2%per annum over five years before fees. In doing so, it aims to achieve a positive return on a rolling three year basis (meaning a period of three years, no matter which day you start on). However, a positive return is not guaranteed and a capital loss may occur.

POLICY

The Fund will:

- invest anywhere in the world;
- invest in emerging markets;
- invest predominantly (meaning at least 75% of the portfolio) in a broad universe of bonds and similar debt investments (i.e. bonds issued by governments, companies and other public entities);
- invest in bonds which at the time of purchase may have a minimum credit rating of BBB- as rated by Standard & Poor's (or equivalent recognised rating agency) or if unrated, have been determined by the Investment Manager to be of an equivalent quality;
- invest in derivatives (financial instruments whose value is derived from other assets) to help achieve the Fund's investment objective. The Fund will also use derivatives with the aim of risk or cost reduction or to generate additional capital or income; and
- limit investment in other collective investment schemes to 10%.

The Fund may:

- invest more than 35% of its assets in government and public securities (those issued or guaranteed by a single state, local authority or public international body); and
- invest significantly in cash and cash-like investments.

Benchmark: The Fund will measure its performance before fees against 1 month GBP LIBOR +2% per annum over five years as a target benchmark (the "Benchmark").

LIBOR is the average interbank interest rate at which a large number of banks on the London money market are prepared to lend one another unsecured funds denominated in British pounds sterling. The Fund will use the Benchmark as a target for the Fund's performance to match or exceed because it is representative of sterling cash and the Fund's investment objective is to seek a minimum return of sterling cash +2% per annum.

The Fund is actively managed, which means the Investment Manager has discretion over the selection of investments, subject to the investment objective and policies as disclosed in the Prospectus.

OTHER INFORMATION

Treatment of income: income from investments will be paid to shareholders quarterly on or before 28 February, 31 May, 31 August and 30 November.

Dealing: you can buy and sell your shares in the Fund between 9:00 and 17:00 (UK time) on each business day in England and Wales. Instructions received before 12:00 will receive the price quoted on that day. The minimum initial investment for this share class is GBP 10,000,000.

Risk and Reward Profile

Lower risk
Potentially lower reward

Higher risk
Potentially higher reward

1 2 3 4 5 6 7

We have calculated the risk and reward category, as shown above, using a method of calculation derived from EU rules. It is based on the rate at which the value of the Fund has moved up and down in the past (i.e. volatility) and is not a guide to the future risk and reward category of the Fund. The category shown is not a target or guarantee and may shift over time. Even the lowest category 1 does not mean a risk-free investment.

This Fund is in category 3 because its historical value has shown moderately low volatility. With a Fund of category 3, you have a moderately low risk of losing money but your chance for gains is also moderately low.

THE FOLLOWING RISKS MAY NOT BE FULLY CAPTURED BY THE RISK AND REWARD INDICATOR:

- **Objective/Performance Risk:** There is no guarantee that the Fund will achieve its objectives.
- **Performance Aim Risk:** The performance aim is not a guarantee, may not be achieved and a capital loss may occur. Funds which have a

higher performance aim generally take more risk to achieve this and so have a greater potential for returns to vary significantly.

- **Currency Risk:** This Fund invests in international markets which means it is exposed to changes in currency rates which could affect the value of the Fund.
- **Geographic Concentration Risk:** Where the Fund invests significantly in a single market, this may have a material impact on the value of the Fund.
- **Derivatives Risk:** Derivatives are highly sensitive to changes in the value of the asset from which their value is derived. A small movement in the value of the underlying asset can cause a large movement in the value of the derivative. This can increase the sizes of losses and gains, causing the value of your investment to fluctuate. When using derivatives, the Fund can lose significantly more than the amount it has invested in derivatives.
- **Changes in Interest Rates & Inflation Risk:** Investments in bonds/money market securities are affected by interest rates and inflation trends which may negatively affect the value of the Fund.
- **Credit Ratings and Unrated Securities Risk:** Bonds with a low credit rating or unrated bonds have a greater risk of default. These investments may negatively affect the value of the Fund.
- **Credit Risk:** The issuer of a security held by the Fund may not pay income or repay capital to the Fund when due.
- **Emerging Markets Risk:** Emerging Markets have additional risks due to less-developed market practices.

- **Charges to Capital:** The Fund takes its charges from the capital of the Fund. Investors should be aware that this has the effect of lowering the capital value of your investment and limiting the potential for future capital growth. On redemption, you may not receive back the full amount you initially invested.
- **CoCo's Risk:** Contingent Convertible Securities (CoCo's) convert from debt to equity when the issuer's capital drops below a pre-defined level. This may result in the security converting into equities at a discounted share price, the value of the security being written down,

temporarily or permanently, and/or coupon payments ceasing or being deferred.

- **Counterparty Risk:** The insolvency of any institutions providing services such as custody of assets or acting as a counterparty to derivatives or other contractual arrangements, may expose the Fund to financial loss.

A complete description of risk factors is set out in the Prospectus in the section entitled "Risk Factors".

Charges

The charges cover the costs of running the Fund, including the costs of marketing and selling. These charges reduce the potential growth of your investment.

ONE-OFF CHARGES TAKEN BEFORE OR AFTER YOU INVEST

Entry charge	0.00%
Exit charge	None

This is the maximum that might be taken out of your money before it is invested and before the proceeds of your investment are paid out.

CHARGES TAKEN FROM THE FUND OVER A YEAR

Ongoing charge	0.55%
----------------	--------------

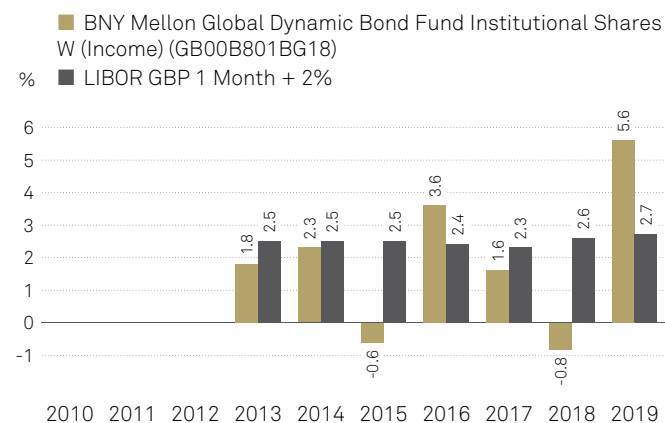
CHARGES TAKEN FROM THE FUND UNDER CERTAIN SPECIFIC CONDITIONS

Performance fee	None
-----------------	-------------

The ongoing charges figure shown here is an estimate of the charges. Due to the recent decrease in the annual management charge, an estimate is used rather than an ex-post figure. The Fund's annual report for each financial year will include details on the exact charges made.

More information about charges is available in the "Fees and Expenses" section of the Prospectus.

Past Performance



The chart includes all charges except entry charges.

Fund launch date - 28 April 2006.

Share class launch date - 3 September 2012.

Performance of this share class is shown in GBP.

Performance of the Benchmark is shown in GBP.

Past performance is not a guide to future performance.

Practical Information

Documents: The Fund is a sub-fund (part) of BNY Mellon Investment Funds ("BNY MIF"), an umbrella structure comprising different sub-funds. This document is specific to the Fund and share class stated at the beginning of this document. Copies of the Prospectus, annual and semi-annual reports which are prepared for the umbrella may be obtained free of charge from www.bnymellonim.com or from BNY Mellon Investment Management EMEA Limited, BNY Mellon Centre, 160 Queen Victoria Street, London EC4V 4LA. These documents are available in English, German and Spanish.

Share price: The latest share price and other information, including how to buy or sell shares, are available from the website and address given above. Other share classes are offered by the Fund as set out in the Prospectus.

Switching: Investors may switch shares in the Fund for shares in other sub-funds of BNY MIF provided they satisfy the criteria applicable to investment in other sub-funds. Further information on switching is contained in the "Switching" section of the Prospectus.

Legal status: The assets of the Fund belong exclusively to that sub-fund and may not be used to discharge the liabilities of or claims against any other person or body, including BNY MIF or any other sub-fund within the umbrella.

Liability statement: BNY Mellon Fund Managers Limited may be held liable solely on the basis of any statement contained in this document that is misleading, inaccurate or inconsistent with the relevant parts of the Prospectus for the Fund.

Depository: NatWest Trustee and Depository Services Limited.

Tax: The tax legislation of the Fund's domicile may have an impact on your personal tax position. For further details, please speak to an adviser.

Remuneration Policy: Details of the up-to-date remuneration policy of BNY Mellon Fund Managers Limited including, but not limited to, a description of how remuneration and benefits are calculated and the identity of persons responsible for awarding the remuneration and benefits are available on www.bnymellonim.com. A paper copy will be made available free of charge upon request.

Index providers: Further information about the index providers is set out in the Prospectus.

Key Investor Information

This document provides you with key investor information about this fund. It is not marketing material. The information is required by law to help you understand the nature and the risks of investing in this fund. You are advised to read it so you can make an informed decision about whether to invest.

Fidelity Enhanced Income Fund

a sub-fund of Fidelity Investment Funds


W Income Shares (ISIN: GB00B87HPZ94)

This fund is managed by FIL Investment Services (UK) Limited

Objectives and Investment Policy

- The fund aims to pay you an income that is at least 50% more than the income produced by the companies included in the FTSE All-Share (Gross Total Return) Index. The fund also has the potential to increase the value of your investment.
- The fund will invest at least 50% in UK companies.
- The companies will be either listed, incorporated, domiciled, or have significant business activities in the region.
- The remainder will be invested in other investment types such as cash.
- Derivatives including covered call options will also be used to achieve the investment objective, to further enhance the income generated by the underlying investments.
- Derivatives are investments whose value is linked to another investment, or to the performance of a stock exchange or to some other variable factor, such as interest rates and used to reduce risk or transaction costs and/or to generate extra income or further increase the value of your investment.
- The fund is actively managed without reference to a benchmark.
- The fund has full discretion in its choices of investments within its objectives and policies.
- Income from the fund is either paid out to you or it is used to buy you more shares in the fund.
- As the fund's primary aim is to generate an income, some charges will be taken from the fund rather than the income generated by the fund. This means the amount payable as income may be increased and the potential to increase the value of your investment may be reduced.
- Shares can usually be bought and sold each business day of the fund.

Risk and Reward Profile



- Historical data may not be a reliable indication for the future.
- The risk category shown is not guaranteed and may change over time.
- The lowest category does not mean a "risk free" investment.
- The risk and reward profile is classified by the level of historical fluctuation of the Net Asset Values of the share class, and within this classification, categories 1-2 indicate a low level of historical fluctuations, 3-5 a medium level and 6-7 a high level.
- The value of your investment may fall as well as rise and you may get back less than you originally invested.
- The fund may invest in instruments denominated in currencies other than the fund base currency. Changes in currency exchange rates can therefore affect the value of your investment.
- Currency hedging may be used which aims to reduce the effect of such changes. However, the effects may not be completely eliminated to the degree expected.
- The use of derivatives may result in "leverage" by which we mean a level of exposure which could expose the fund to the potential of greater gains or losses than would otherwise be the case.
- The use of derivatives to enhance income may reduce growth potential in certain market conditions.

Charges for this fund (ISIN: GB00B87HPZ94)

The charges you pay are used to pay the costs of running the fund, including the costs of marketing and distributing it. These charges reduce the potential growth of your investment.

One-off charges taken before or after you invest

Entry charge N/A

Exit charge N/A

This is the maximum that might be taken out of your money before it is invested or before the proceeds of your investment are paid out.

Charges taken from the fund over a year

Ongoing charges 0.92%

Charges taken from the fund under certain specific conditions

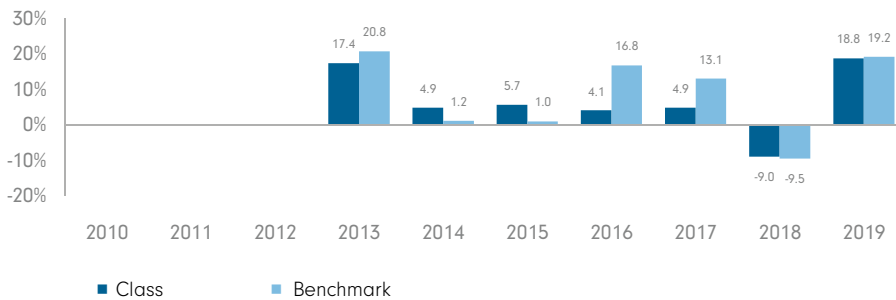
Performance fee N/A

The entry and exit charges shown are maximum figures. In some cases you might pay less - you can find this out from your financial adviser / distributor. The ongoing charges figure is based on expenses for the year ending 28/02/2019. This figure may vary from year to year. It excludes:

- performance fees (where applicable);
- portfolio transaction costs, except in the case of an entry/exit charge paid by the fund when buying or selling units in another collective investment undertaking.

For more information about charges, including the possibility that swing pricing may apply, please consult the most recent Prospectus.

Past Performance



Past performance is not a guide to future performance results.

If any, the past performance shown takes into account the ongoing charges with exception of any applicable entry/exit charges.

The fund was launched on 02/02/2009. This class was launched on 15/10/2012. Past performance has been calculated in GBP.

The performance of the Benchmark is also included in the graph for comparative purposes.

If applicable, events in the fund's life which may have affected the performance history are highlighted as an '*' in the chart, which may include changes to the fund's objective and details of such events can be found on our website or by requesting it from your appointed representative or your usual Fidelity contact. If applicable, the Investment Objective section shall refer to a benchmark and information on previous benchmarks may be found in the Annual Report and Accounts.

Practical Information

- The depositary is J.P.Morgan Europe Limited.
- For more information, please consult the Prospectus and latest Reports and Accounts which can be obtained free of charge in English and other main languages from the Fund Manager, the distributors or online at any time.
- Details of the summary Remuneration Policy are available via <https://www.fil.com>. A paper copy can be obtained free of charge in English from the Fund Manager.
- The Net Asset Values per Share are available at the registered office of the Fund Manager. They are also published online at www.fidelityinternational.com where other information is available.
- The tax legislation in United Kingdom may have an impact on your personal tax position. For further details you should consult a tax advisor.
- This document describes a sub-fund and share class of Fidelity Investment Funds (the 'investment company'). The Prospectus and Reports and Accounts are prepared for the entire investment company.
- FIL Investment Services (UK) Limited may be held liable solely on the basis of any statement contained in this document that is misleading, inaccurate or inconsistent with the relevant parts of the Prospectus for the investment company.
- The assets and liabilities of each sub-fund of Fidelity Investment Funds are segregated by law and with that assets of this sub-fund will not be used to pay liabilities of other sub-funds.
- More share classes are available for this investment company. Details can be found in the Prospectus.
- You have the right to switch from this share class into the same or possibly other share class types of this or another sub-fund. Details on switching rules can be found in the Prospectus.

Country in which this fund is authorised: United Kingdom. The Supervisory Authority is: Financial Conduct Authority.
Country in which FIL Investment Services (UK) Limited is authorised: United Kingdom. The Supervisory Authority is: Financial Conduct Authority.

This key investor information is accurate as at 10/03/2020.

Key Investor Information

This document provides you with key investor information about this Fund. It is not marketing material. The information is required by law to help you understand the nature and the risks of investing in this Fund. You are advised to read it so you can make an informed decision about whether to invest.

First State Global Listed Infrastructure Fund (Fund)

Class B (Income) GBP (Share Class)

ISIN GB00B24HK556

a sub-fund of First State Investments ICVC (the Company)

First State investments (UK) Limited, the authorised corporate director of the Company

Objectives and investment policy

Objective: The Fund aims to provide income and grow your investment.

Policy: The Fund invests in shares of companies that are involved in infrastructure around the world.

The infrastructure sector includes utilities (e.g. water and electricity), highways and railways, airports services, marine ports and services, and oil and gas storage and transportation.

The Fund does not invest directly in infrastructure assets.

The Fund may use derivatives to reduce risk or to manage the Fund more efficiently.

The Fund is actively managed meaning that the manager uses expertise to pick investments rather than tracking a benchmark.

The Fund's performance is compared against the value of the FTSE Global Core Infrastructure 50/50 Index and the Fund is included in the Investment Association's Global Sector.

Investment of the Fund's assets is not constrained by the benchmark composition or sector requirements and the Manager has discretion

within the Fund's investment policy to invest in assets without regard to the benchmark.

You can buy and sell shares in the Fund on any business day. As long as we receive your instruction before 12 noon (UK time), shares will be bought at that day's price.


The Fund's manager may use its discretion when deciding which investments should be held by the Fund.

You may receive a regular income from your investment which will be paid semi-annually. This may affect the potential growth of your investment.

In addition to the charges set out in the charges section, the Fund will incur portfolio transaction costs which are paid from the assets of the Fund.

Recommendation: this Fund may not be appropriate for investors who plan to withdraw their money within five years.

Risk and reward profile



- The synthetic risk reward indicator (the SRRI) rating is not a measure of the risk of you losing your investment but describes how much the value of the Share Class has gone up and down in the past. Where a Share Class has not yet launched, the SRRI is calculated using representative data.
- The SRRI rating is based on historical data which may not be a reliable indication of the future risks and rewards of the Share Class.
- We cannot guarantee that the rating of the Share Class will remain the same; it may change over time.
- Even the lowest rating 1 does not mean a risk free investment.
- On a scale of 1 (less risky) to 7 (more risky), this Share Class has a rating of 5 due to its past performance (or representative data) and the nature of its

investments. Shares with a rating of 5 might have higher risks, but also higher returns.

- Risk is taken in order to make a higher potential return; the more risk a fund takes, the higher the potential return but the greater the risk of loss.
- The value of the Fund and its return is not guaranteed and may fall as well as rise. You may get back significantly less than you originally invested.

Material risks not adequately captured by the SRRI:

- **Single sector risk:** investing in a single sector may be riskier than investing in a number of different sectors. Investing in a larger number of sectors helps spread risk.
- **Currency risk:** the Fund invests in assets which are denominated in other currencies; changes in exchange rates will affect the value of the Fund.
- **Listed Infrastructure Risk:** The Fund may be vulnerable to factors that particularly affect the infrastructure sector, for example natural disasters, operational disruption and national and local environmental laws.

For further information on risks, please refer to the Risk Factors section in the Company's prospectus.

Charges for this Fund

The charges are used to pay the costs of running the Fund, including the costs of marketing and distributing it. These charges reduce the potential growth of your investment.

One-off charges taken before or after you invest

Entry charge	4.00%
Exit charge	N/A

This is the maximum that might be taken out of your money before it is invested.

Charges taken from the fund over a year

Ongoing charge	0.79%
----------------	-------

Charges taken from the fund under certain specific conditions

Performance fee	N/A
-----------------	-----

The entry and exit charges shown are the maximum you will need to pay. In some cases you might pay less - you can find out the actual entry and exit charges from your financial adviser.

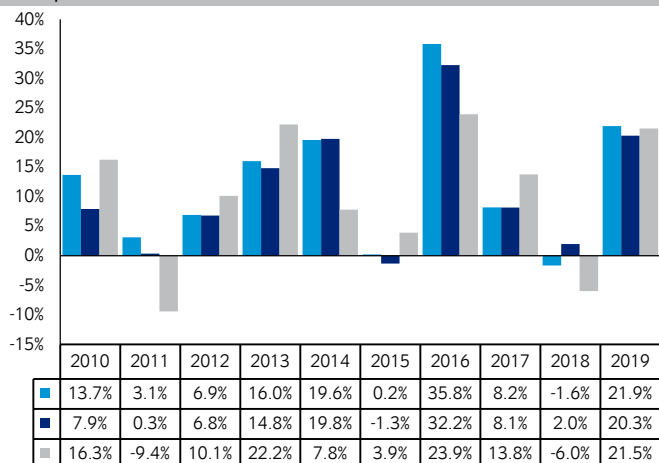
The ongoing charge is based on expenses for the year ending July 2019. It may vary from year to year. It excludes portfolio transaction costs and performance fees, if any.

The fees and expenses are charged against the capital of the Fund. Deducting expenses from capital reduces the potential for capital growth.

There are fees for switching between sub-funds. The fee for switching into the Fund is 0.5%.

Further information can be found in the Buying, Selling and Switching Shares section of the Company's prospectus.

Past performance



Past performance is not a reliable guide to future performance. The past performance shown here includes fees, any reinvested income and tax.

The Fund launched on 08 October 2007.

The Share Class launched on 08 October 2007. The past performance of the Share Class is calculated in GBP.

- First State Global Listed Infrastructure Fund
- FTSE Global Core Infrastructure 50/50 Index
- Global Investment Association Sector

Practical information

Depository: The Bank of New York Mellon (International) Limited

Further information: The prospectus, annual and semi-annual reports of the Company are available free of charge on www.firststateinvestments.com or by contacting First State Investments, 23 St. Andrew Square, Edinburgh, EH2 1BB. All documents are available in English, German and Swiss German. You can also obtain any of these documents from the representative or paying agent in your country.

Other practical information: The Fund's share price and other information about the Fund is available at www.firststateinvestments.com. The prospectus, annual and semi-annual reports contain information about all of the sub-funds and share classes of the Company. Please note that not all sub-funds and share classes may be registered for distribution in your jurisdiction.

Tax legislation: The Fund is subject to UK tax laws. This may have an impact on your personal tax position. For further details, please speak to your tax adviser.

Liability statement: The Company may be held liable solely on the basis of any statement contained in this document that is misleading, inaccurate or inconsistent with the relevant parts of the prospectus for the Company.

Fund information: Each sub-fund of the Company is responsible for meeting its own debts. The sub-funds are segregated by law. This means that investments of the Fund can not be used to pay the debts of the other sub-funds.

You can exchange shares in the Fund for shares in another sub-fund, which is called switching. There may be a charge for switching, as indicated above in 'Charges'. You can buy and sell shares in the Fund on any business day. As long as we receive your instruction before 12 noon (UK time), shares will be bought at that day's price.

Remuneration: Information on the current remuneration policy of First State Investments (UK) Limited, including a description of how remuneration and benefits are calculated and the identity of persons responsible for awarding the remuneration and benefits, is available at www.firststateinvestments.com. A paper copy of this information is available free of charge upon request from First State Investments, 23 St Andrew Square, Edinburgh, EH2 1BB.

PREFERENCE & BOND FUND

Class I Inc ISIN: GB0007651721
Fund Currency: GBP Share Class Currency: GBP

Janus Henderson
INVESTORS

A sub-fund of Janus Henderson UK & Europe Funds, a UK OEIC managed by Henderson Investment Funds Limited.

Objective and investment policy

Objective

The Fund aims to provide a return, from a combination of income and capital growth over the long term.

Performance target: To outperform the IA Sterling Strategic Bond sector average, after the deduction of charges, over any 5 year period.

Investment policy

The Fund invests at least 80% of its assets in a global portfolio of bonds of any quality, including high yield (non-investment grade) bonds, issued by governments or companies. Where investments are made in assets in currencies other than Sterling, the Fund will seek to hedge at least 80% of those assets back to Sterling to largely remove the risk of currency exchange rate movements.

The Fund may also hold other assets including bonds of other types from any issuer, preference shares, cash and money market instruments. In certain market conditions, the Fund may invest more than 35% of its assets in government bonds issued by any one body.

The investment manager may use derivatives (complex financial instruments), including total return swaps, with the aim of making investment gains in line with the Fund's objective, to reduce risk or to manage the Fund more efficiently.

The Fund is actively managed with reference to the IA Sterling Strategic Bond sector average, which is based on a peer group of broadly similar funds, as this forms the basis of the Fund's performance target. The investment manager has complete freedom to choose individual investments for the Fund and to vary allocations between different types of bonds.

Strategy

The investment manager looks to create a diversified portfolio of bonds that can deliver a quarterly income. Free from a benchmark but with a strong focus on income generation, the portfolio managers search for investment opportunities across the entire spectrum of fixed income assets in the developed world using macroeconomic research and company analysis. The portfolio is then actively managed to include the most suitable investments for the prevailing market and economic environment.

Distribution policy The Fund offers accumulation shares (shares in which net income is retained within the price) and income shares (shares in which net income may be paid out to investors).

Recommendation This Fund may not be appropriate for investors who plan to withdraw their money within 5 years.

The Fund is designed to be used only as one component of several in a diversified investment portfolio. Investors should consider carefully the proportion of their portfolio invested into this Fund.

You can buy, sell or switch shares in the Fund on any business day, as defined in the Fund Prospectus.

For an explanation of some of the terms used in this document, please visit the glossary on our website at www.janushenderson.com.

Risk and reward profile

◆ Potentially lower reward	Potentially higher reward ◆					
◆ Lower risk	Higher risk ◆					
1	2	3	4	5	6	7

The value of an investment and any income from it can go up or down. When you sell your shares they may be worth less than you paid for them.

The risk/reward rating above is based on medium-term volatility. In the future, the Fund's actual volatility could be higher or lower and its rated risk/reward level could change.

The share class appears at 3 out of 7. Share classes in higher categories have shown greater and/or more frequent variations in net asset value in the past 5 years than those in lower categories. The lowest category does not mean risk free.

The rating does not reflect the possible effects of unusual market conditions or large unpredictable events. Under normal market conditions the following risks may apply:

Default Risk An issuer of a bond (or money market instrument) may become unable or unwilling to pay interest or repay capital to the Fund. If this happens or the market perceives this may happen, the value of the bond will fall.

Interest Rates When interest rates rise (or fall), the prices of different securities will be affected differently. In particular, bond values generally fall when interest rates rise. This risk is generally greater the longer the maturity of a bond investment.

High Yield Bonds The Fund invests in high yield (non-investment grade) bonds and while these generally offer higher rates of interest than investment grade bonds, they are more speculative and more sensitive to adverse changes in market conditions.

Derivatives and Leverage The Fund may use derivatives towards the aim of achieving its investment objective. This can result in 'leverage', which can magnify an investment outcome and gains or losses to the Fund may be greater than the cost of the derivative. Derivatives also introduce other risks, in particular, that a derivative counterparty may not meet its contractual obligations.

Currency Hedging When the Fund, or a hedged share class, seeks to mitigate exchange rate movements of a currency relative to the base currency, the hedging strategy itself may create a positive or negative impact to the value of the Fund due to differences in short-term interest rates between the currencies.

Liquidity Securities within the Fund could become hard to value or to sell at a desired time and price, especially in extreme market conditions when asset prices may be falling, increasing the risk of investment losses.

Charges to Capital Some or all of the ongoing charges may be taken from capital, which may erode capital or reduce potential for capital growth.

Counterparties The Fund could lose money if a counterparty with which it trades becomes unwilling or unable to meet its obligations to the Fund. For more information please see the Fund Prospectus.

Charges

The charges you pay are used to pay the costs of running the Fund, including the costs of managing and distributing it. These charges reduce the potential growth of your investment.

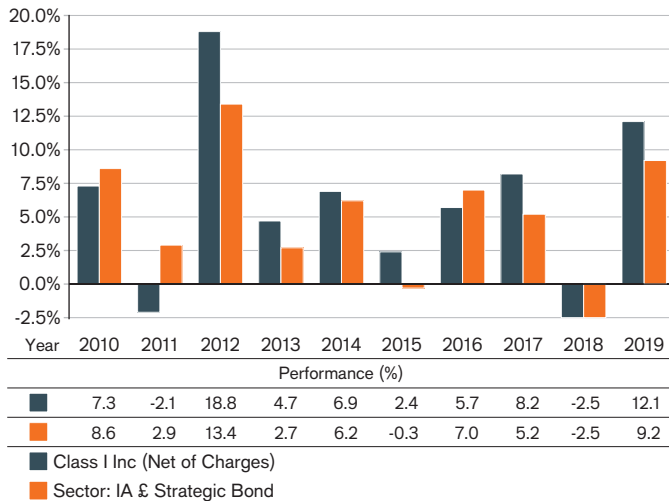
If you invest through a third party provider you are advised to consult them directly as charges, performance and terms and conditions may differ materially to those shown in this document.

One-off charges taken before or after you invest*

Entry Charge	0.00%
Exit Charge	0.00%**

* The charges shown are maximum figures. In some cases you may pay less.

Past performance



** Subject to a charge of up to 3.00% where the Manager suspects excessive trading by an investor (and specifically on subscriptions held for less than 90 days).

Charges taken from the Fund over a year

Ongoing Charges	0.69%
-----------------	-------

The ongoing charges are based on last year's expenses for the year ending 30 June 2019. Ongoing charges may vary from year to year.

The figure for ongoing charges excludes portfolio transaction costs, except in the case of an initial charge paid by the Fund when buying shares or units in another fund.

For more information please see the Fund Prospectus.

The past performance is calculated in GBP.

The Fund and the share class were launched in October 1978. Past performance is not a guide to future performance.

The past performance shown in the chart takes into account all charges except one-off charges.

The Fund does not aim to track the performance of the index.

Practical information

Depository: NatWest Trustee and Depository Services Limited.

To obtain more information: This Key Investor Information Document may not contain all the information you need.

For the last published price of shares in the Fund, or to obtain the annual/semi-annual report, please visit www.janushenderson.com. Documents are available free of charge in English. For a free copy of the Fund's prospectus please contact the registered office of the Fund at 201 Bishopsgate, London EC2M 3AE, UK.

Tax: Investors should note that the tax legislation that applies to the Fund may have an impact on the personal tax position of their investment in the Fund.

Contact your adviser to discuss tax treatment, suitability of this investment, and other questions.

Notices: Henderson Investment Funds Limited may be held liable solely on the basis of any statement contained in this document that is misleading, inaccurate or inconsistent with the relevant parts of the prospectus for the Fund.

The assets of each sub-fund are segregated, meaning that each sub-fund is insulated from any losses or claims associated with the other sub-funds.

To place transaction orders: You can place orders to buy, sell or switch shares of this Fund by contacting your advisor or distributor, or us directly at Janus Henderson Investors, PO BOX 9023, Chelmsford CM99 2WB or by calling our Investor Services team on 0800 832 832.

Further information about dealing, other share classes of this Fund or other funds in this OEIC may be obtained by visiting www.janushenderson.com or found in the Fund's prospectus.

The Fund is authorised in the UK and regulated by the Financial Conduct Authority ("FCA"). Henderson Investment Funds Limited is authorised in the UK and regulated by the FCA.

The details of the up-to-date remuneration policy of the Manager are available at www.janushenderson.com. A paper copy of the remuneration policy will be made available free of charge upon request. These include a description of how pay and benefits are worked out and the people or committee members responsible for awarding them.

This Key Investor Information is accurate as at 5 May 2020.

Key Investor Information

This document provides you with key investor information about this Fund. It is not marketing material. The information is required by law to help you understand the nature and the risks of investing in this Fund. You are advised to read it so you can make an informed decision about whether to invest.

JPM Emerging Markets Income Fund C - Net Accumulation a Share Class of JPM Emerging Markets Income Fund a Fund of JPMorgan Fund ICVC

ISIN GB00B5M5KY18

The Authorised Corporate Director ("ACD") is JPMorgan Funds Limited

Objective and Investment Policy

Investment Objective: To provide a portfolio designed to achieve income by investing primarily in Equity and Equity-Linked Securities of Emerging Markets companies in any economic sector whilst participating in long-term capital growth.

Investment Approach:

- ▶ Uses a fundamental, bottom-up stock selection process.
- ▶ Uses a high conviction approach to finding the best investment ideas.
- ▶ Seeks to balance attractive yield and capital appreciation.

Investment Policy: The Fund may also have exposure to Emerging Market fixed and floating rate Debt Securities, which includes Investment Grade, Non-Investment Grade and Unrated Bonds, by investing directly or indirectly through collective investment schemes.

Emerging Markets companies are companies that are incorporated under the laws of, and have their registered office in, an Emerging Market country, or that derive the predominant part of their economic activity from Emerging Market countries, even if listed elsewhere. The Fund may invest in smaller companies and Participation Notes may be held on an ancillary basis.

Financial Derivative Instruments may be used for the purpose of Efficient Portfolio Management, including hedging, where appropriate. Subject to at least 60 days notice to shareholders, the Fund may use derivatives for investment purposes which may change the risk profile of the Fund.

The Fund may invest in China A-Shares via the China-Hong Kong Stock Connect Programmes.

The Fund may invest in assets denominated in any currency and non-Sterling currency exposure will not normally be hedged back to Sterling.

Redemption and Dealing: Shares of the Fund may be redeemed on demand, with dealing normally on a daily basis.

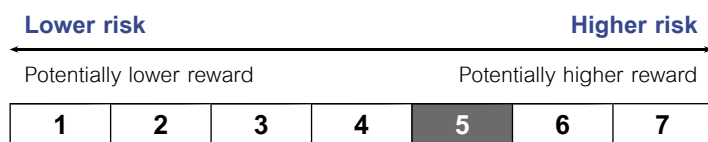
Benchmark: The benchmark of the Fund is MSCI Emerging Markets Index (Net).

The Fund is actively managed. The Benchmark is a performance comparator and the Fund may bear little resemblance to its Benchmark. The Benchmark has been chosen as it reflects the main investment universe and strategy for the Fund.

Distribution Policy: This Share Class will reinvest income.

For an explanation of some of the terms used in this document, please visit the glossary on our website at www.jpmorgan.co.uk/kiid-glossary.

Risk and Reward Profile



The above rating is based on the historic volatility of the Net Asset Value of the Share Class over the last five years and may not be a reliable indication of the future risk profile of the Share Class.

The risk and reward category shown above is not guaranteed to remain unchanged and may change over time.

A Share Class with the lowest risk rating does not mean a risk-free investment.

Why is this Share Class in this category? This Share Class is classified in category 5 because its Net Asset Value has shown medium to high fluctuations historically.

Other material risks:

- ▶ The value of your investment may fall as well as rise and you may get back less than you originally invested.
- ▶ The value of equity and equity-linked securities may fluctuate in response to the performance of individual companies and general market conditions. Furthermore, participation notes run the risk of counterparty default which may result in the loss of the full market value of the note.
- ▶ Emerging markets may be subject to increased political, regulatory and economic instability, less developed custody and settlement practices, poor transparency and greater financial risks. Emerging market currencies may be subject to volatile price movements.

Emerging market securities may also be subject to higher volatility and be more difficult to sell than non-emerging market securities.

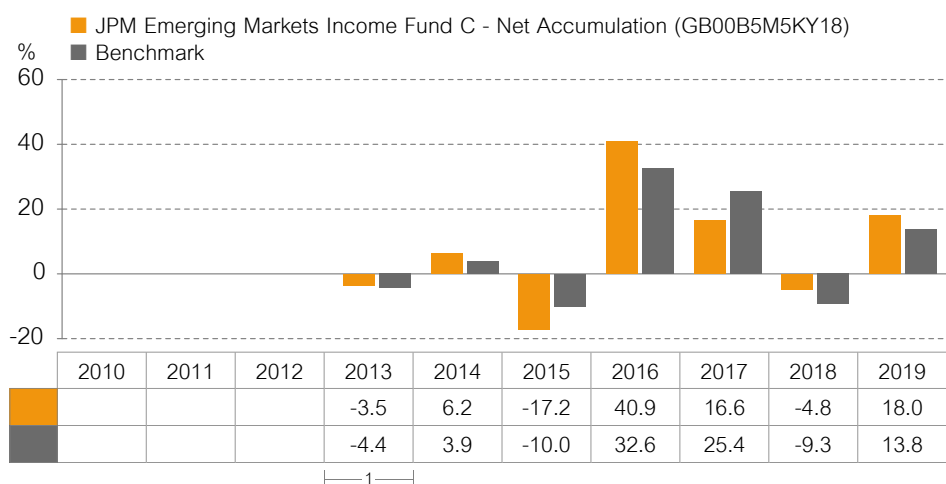
- ▶ The Fund may invest in China A-Shares through the China-Hong Kong Stock Connect Programmes which are subject to regulatory change, quota limitations and also operational constraints which may result in increased counterparty risk.
- ▶ The value of bonds and other debt securities may change significantly depending on market, economic and interest rate conditions as well as the creditworthiness of the issuer. Issuers of bonds and other debt securities may fail to meet payment obligations (default) or the credit rating of bonds and other debt securities may be downgraded. These risks are typically increased for below investment grade and certain unrated securities, which may also be subject to higher volatility and be more difficult to sell than investment grade securities.
- ▶ The Fund invests in securities of smaller companies which may be more difficult to sell, more volatile and tend to carry greater financial risk than securities of larger companies.
- ▶ As the portfolio of the Fund is primarily focused on generating income, it may bear little resemblance to the composition of its benchmark.
- ▶ Movements in currency exchange rates can adversely affect the return of your investment.
- ▶ This Fund charges the annual fee of the Authorised Corporate Director (ACD) against capital, which will increase the amount of income available for distribution to Shareholders, but may constrain capital growth. It may also have tax implications for certain investors.
- ▶ The Fund may invest in credit linked notes which involve the risk of the underlying credit instrument decreasing in value or defaulting and the risk of the issuer of the credit linked note becoming insolvent.
- ▶ Further information about risks can be found in "Part 11: Risk Warnings" of the Prospectus.

Charges

One-off charges taken before or after you invest	
Entry charge	None
Exit charge	None
This is the maximum that might be taken out of your money before it is invested or before the proceeds of your investment are paid out.	
Charges taken from this Share Class over a year	
Ongoing charge	0.90%
Charges taken from this Share Class under certain specific conditions	
Performance fee:	None

- ▶ The actual entry and exit charges paid may be less. Information on charges can be obtained from the investor's financial adviser.
- ▶ The Prospectus permits a fee to be charged for switching between Funds but this fee is currently waived by the Authorised Corporate Director.
- ▶ The ongoing charge is based on the last year's expenses to December 2019 and may vary from year to year.
- ▶ Charges are used to pay the costs of running this Share Class. These charges reduce the potential growth of the investment.
- ▶ Further information about charges can be found in "Part 5: Charges and Expenses" section of the Prospectus.

Past Performance



- ▶ Past performance is not a guide to future performance.
- ▶ Performance data has been calculated including tax, ongoing charges and portfolio transaction costs and excluding entry and exit charges, in GBP.
- ▶ Fund launch date: 2012.
- ▶ Share Class launch date: 2013.

¹ The performance shown prior the launch date of this share class relates to the A share class. The A share class performance has not been amended or simulated to adjust for the lower ongoing fees of the C share class.

Practical Information

Depository: The fund depository is NatWest Trustee and Depository Services Limited

Further Information: A copy of the Prospectus and latest annual and semi-annual financial report in English can be downloaded or ordered online from www.jpmmorgan.co.uk/investor or are available free of charge upon request from our UK-based Investor Services Team on 0800 20 40 20 (or +44 1268 44 44 70 if calling from outside the UK) or by writing to J. P. Morgan Asset Management, Client Administration Centre, PO Box 12272, Chelmsford, CM99 2EL.

Share prices can be obtained online at www.jpmmorgan.co.uk/investor or by telephoning 0800 20 40 20 (or +44 1268 44 44 70 if calling from outside the UK).

Please note if you call J.P. Morgan Asset Management, calls may be recorded and monitored for security and training purposes.

Remuneration Policy: The ACD's Remuneration Policy can be found on <https://am.jpmmorgan.com/gb/en/asset-management/gim/awm/legal/emea-remuneration-policy>. This policy includes details of how remuneration and benefits are calculated, including responsibilities and composition of the committee which oversees and controls the policy. A copy of this policy can be requested free of charge from the ACD.

Tax: The Fund is subject to UK tax regulations. This may have an impact on an investor's personal tax position.

Legal Information: JPMorgan Funds Limited may be held liable solely on the basis of any statement contained in this document that is misleading, inaccurate or inconsistent with the relevant parts of the Prospectus.

JPMorgan Fund ICVC consists of separate Funds, each of which issues one or more Share Classes. This document is prepared for a specific Share Class. The Prospectus and annual and semi-annual financial reports are prepared for JPMorgan Fund ICVC.

The Fund is part of JPMorgan Fund ICVC. The assets and liabilities of each fund in JPMorgan Fund ICVC are segregated by law. This means that the assets of the Fund belong exclusively to the Fund and will not be used to pay the liabilities of any other person or body, including JPMorgan Fund ICVC or any other Fund within JPMorgan Fund ICVC.

Switching and Conversion: Investors may switch into Shares of another Fund of JPMorgan Fund ICVC or convert Shares in one Class in a Fund to Shares of another Class in the same Fund subject to meeting any relevant eligibility requirements and minimum holding amounts. Further information can be found in "section 4.3.10 - Switching and Conversion of Shares" of the Prospectus.

Privacy Policy: You should note that, if you contact J.P. Morgan Asset Management by telephone, those lines may be recorded and monitored for legal, security and training purposes. You should also take note that information and data from communications with you may be processed by J.P. Morgan Asset Management, acting as a data controller, in accordance with applicable data protection laws. Further information about processing activities of J.P. Morgan Asset Management can be found in the EMEA Privacy Policy, which is available at www.jpmmorgan.com/emea-privacy-policy. Additional copies of the EMEA Privacy Policy are available on request.

Key Investor Information

This document provides you with key investor information about this Fund. It is not marketing material. The information is required by law to help you understand the nature and the risks of investing in this Fund. You are advised to read it so you can make an informed decision about whether to invest.

JPM Unconstrained Bond Fund C - Gross Income a Share Class of JPM Unconstrained Bond Fund a Fund of JPMorgan Fund ICVC

ISIN GB00B3RJBL80

The Authorised Corporate Director ("ACD") is JPMorgan Funds Limited

Objective and Investment Policy

Investment Objective: To maximise returns by investing primarily in a global portfolio of fixed and floating rate debt securities. In the fund manager's view, maximising returns means generating higher returns than those of the Fund's Benchmark (ICE Overnight GBP LIBOR) which includes providing positive returns over a rolling 3 year period in all market conditions. A positive return is not guaranteed over this or any time period and capital loss may occur.

Investment Approach:

- ▶ Uses a globally integrated research driven investment process that focuses on analysing fundamental, quantitative and technical factors across countries, sectors and issuers.
- ▶ Uses an unconstrained approach to finding the best investment ideas across multiple fixed income sectors and countries, with a focus on mitigating downside risk.
- ▶ Dynamically shifts among sectors and countries and adjusts duration depending on market conditions.

Investment Policy: The Fund may invest in developed and Emerging Market countries and hold Investment Grade, Below-Investment Grade and Unrated Bonds, Asset and Mortgage Backed Securities (ABS and MBS), Credit Linked Notes and Structured Products. The Fund may have a concentrated portfolio and may have a significant exposure to any one country, sector or issuer at any time. Allocations between countries, sectors and ratings of Bonds may vary significantly at any time. The Fund may use Financial Derivative Instruments (derivatives) for investment purposes or Efficient Portfolio Management including hedging, where appropriate.

The Fund can take Long and Short Positions in securities. Long Positions will be achieved directly or through the use of Financial Derivative Instruments, and Short Positions will be achieved via the use of Financial Derivative Instruments only.

The Fund may invest up to 10% in Convertible Bonds. The Fund may also hold up to 10% in Equity Securities typically as a result of events relating to the Fund's investment in Debt Securities including, but not limited to, Debt Securities converting or being restructured. The Fund may also use equity derivatives for the purposes of reducing equity exposure as well as the Fund's correlation to equity markets.

The Fund is also permitted to invest up to 100% in government and public securities.

The Fund may invest in onshore debt securities issued within the PRC through China-Hong Kong Bond Connect.

The Fund may invest in assets denominated in any currency and currency exposure will be primarily hedged back to Sterling. The Investment Adviser may also use opportunities in the foreign exchange markets to maximise returns.

Redemption and Dealing: Shares of the Fund may be redeemed on demand, with dealing normally on a daily basis.

Benchmark: The benchmark of the Fund is ICE Overnight GBP LIBOR.

The Fund is actively managed. The Benchmark is a performance target. The Fund seeks a return in excess of the Benchmark but its holdings in securities are not constrained by the Benchmark. The Benchmark has been chosen as it reflects the investment strategy for the Fund.

Distribution Policy: This Share Class will distribute income.

For an explanation of some of the terms used in this document, please visit the glossary on our website at www.jpmmorgan.co.uk/kiid-glossary.

Risk and Reward Profile

Lower risk

Higher risk

Potentially lower reward

Potentially higher reward

1	2	3	4	5	6	7
---	---	---	---	---	---	---

The above rating is based on the historic volatility of the Net Asset Value of the Share Class over the last five years and may not be a reliable indication of the future risk profile of the Share Class.

The risk and reward category shown above is not guaranteed to remain unchanged and may change over time.

A Share Class with the lowest risk rating does not mean a risk-free investment.

Why is this Share Class in this category? This Share Class is classified in category 3 because its Net Asset Value has shown low to medium fluctuations historically.

Other material risks:

- ▶ The value of your investment may fall as well as rise and you may get back less than you originally invested.
- ▶ Positive returns are not guaranteed and the Fund should not be used as a substitute for traditional liquidity funds or cash accounts.
- ▶ Bond funds may not behave like direct investments in the underlying bonds themselves. By investing in bond funds, the certainty of receiving a regular fixed amount of income for a defined period of time with the prospect of a future known return of capital is lost.
- ▶ The value of bonds and other debt securities may change significantly depending on market, economic and interest rate conditions as well as the creditworthiness of the issuer. Issuers of bonds and other debt securities may fail to meet payment obligations (default) or the credit rating of bonds and other debt securities may be downgraded. These risks are typically increased for below investment grade and certain unrated securities, which may also be subject to higher volatility and be more difficult to sell than investment grade securities.
- ▶ Convertible bonds are subject to the credit, interest rate and market risks associated with both bonds and equity securities, and to risks specific to convertible securities. Convertible bonds may also be more difficult to sell than the underlying equity securities.

- ▶ Investing in contingent convertible securities may adversely impact the Fund should specific trigger events occur (as specified in the terms of the security) and the Fund may be at increased risk of capital loss. This may be as a result of the contingent convertible security converting to equities at a discounted share price, the value of the contingent convertible security being written down, temporarily or permanently, and/or coupon payments ceasing or being deferred.
- ▶ The value of equity and equity-linked securities may fluctuate in response to the performance of individual companies and general market conditions.
- ▶ The Fund's use of equity derivatives to manage the portfolio's correlation to equity markets may not always achieve its objective and could adversely affect the return of your investment.
- ▶ Emerging markets may be subject to increased political, regulatory and economic instability, less developed custody and settlement practices, poor transparency and greater financial risks. Emerging market currencies may be subject to volatile price movements. Emerging market securities may also be subject to higher volatility and be more difficult to sell than non-emerging market securities.
- ▶ China-Hong Kong Bond Connect is subject to regulatory change and operational constraints which may result in increased counterparty risk.
- ▶ Bonds and other debt securities with a lower credit rating may have a higher risk of defaulting which may in turn have an adverse effect on the performance of Funds which invest in them.
- ▶ The Sub-Fund uses financial derivative instruments for investment purposes. The value of financial derivative instruments can be volatile and may result in gains or losses in excess of the amount required initially to establish a position in the derivative. The ACD is required to disclose in Appendix A of the Prospectus the sum of the gross notional exposure of the financial derivative instruments used (including those used for hedging or efficient portfolio management) as the expected level of leverage. However, this figure does not take into account whether the instrument increases or decreases

investment risk and so may not be representative of the overall level of investment risk in the Sub-Fund.

- ▶ The possible loss from taking a short position on a security (using financial derivative instruments) may be unlimited as there is no restriction on the price to which a security may rise. The short selling of investments may be subject to changes in regulations, which could adversely impact returns to investors.
- ▶ The Fund may have a significant exposure to asset and mortgage backed securities (ABS and MBS). ABS / MBS may be difficult to sell, subject to adverse changes to interest rates and to the risk that the payment obligations relating to the underlying asset are not met.
- ▶ The Fund may be concentrated in a limited number of securities, industry sectors or countries and as a result, may be more volatile than more broadly diversified funds.
- ▶ Bond funds will normally distribute a combination of coupon and the expected discount/premium on the securities. Therefore, a Fund's distribution will comprise income received and an element of

projected capital gains or losses. This could result in an element of capital gain being taxed as income in the hands of an investor.

- ▶ To the extent that any underlying assets of the Fund are denominated in a currency other than Sterling and are not hedged back to Sterling, movements in currency exchange rates can adversely affect the return of your investment. The currency hedging that may be used to minimise the effect of currency fluctuations may not always be successful.
- ▶ The Fund may invest in structured products which will involve additional risks including the movements in the value of the underlying asset and the risk of the issuer of the structured product becoming insolvent.
- ▶ The Fund may invest in credit linked notes which involve the risk of the underlying credit instrument decreasing in value or defaulting and the risk of the issuer of the credit linked note becoming insolvent.
- ▶ Further information about risks can be found in "Part 11: Risk Warnings" of the Prospectus.

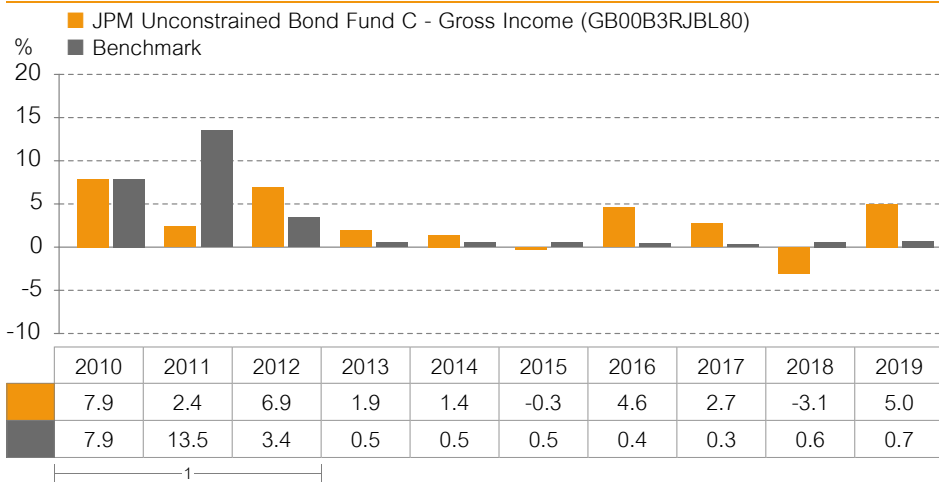
Charges

One-off charges taken before or after you invest	
Entry charge	None
Exit charge	None
Charges taken from this Share Class over a year	
Ongoing charge	0.60%
Charges taken from this Share Class under certain specific conditions	
Performance fee:	None

This is the maximum that might be taken out of your money before it is invested or before the proceeds of your investment are paid out.

- ▶ The actual entry and exit charges paid may be less. Information on charges can be obtained from the investor's financial adviser.
- ▶ The Prospectus permits a fee to be charged for switching between Funds but this fee is currently waived by the Authorised Corporate Director.
- ▶ The ongoing charge is based on the last year's expenses to December 2019 and may vary from year to year.
- ▶ Charges are used to pay the costs of running this Share Class. These charges reduce the potential growth of the investment.
- ▶ Further information about charges can be found in "Part 5: Charges and Expenses" section of the Prospectus.

Past Performance



- ▶ Past performance is not a guide to future performance.
- ▶ Performance data has been calculated including tax, ongoing charges and portfolio transaction costs and excluding entry and exit charges, in GBP.
- ▶ Fund launch date: 2009.
- ▶ Share Class launch date: 2009.

1 A different benchmark was used during this period.

Practical Information

Depository: The fund depository is NatWest Trustee and Depository Services Limited

Further Information: A copy of the Prospectus and latest annual and semi-annual financial report in English can be downloaded or ordered online from www.jpmmorgan.co.uk/investor or are available free of charge upon request from our UK-based Investor Services Team on 0800 20 40 20 (or +44 1268 44 44 70 if calling from outside the UK) or by writing to J. P. Morgan Asset Management, Client Administration Centre, PO Box 12272, Chelmsford, CM99 2EL.

Share prices can be obtained online at www.jpmmorgan.co.uk/investor or by telephoning 0800 20 40 20 (or +44 1268 44 44 70 if calling from outside the UK).

Please note if you call J.P. Morgan Asset Management, calls may be recorded and monitored for security and training purposes.

Remuneration Policy: The ACD's Remuneration Policy can be found on <https://am.jpmmorgan.com/gb/en/asset-management/gim/awm/legal/emea-remuneration-policy>. This policy includes details of how remuneration and benefits are calculated, including responsibilities and composition of the committee which oversees and controls the policy. A copy of this policy can be requested free of charge from the ACD.

Tax: The Fund is subject to UK tax regulations. This may have an impact on an investor's personal tax position.

Legal Information: JPMorgan Funds Limited may be held liable solely on the basis of any statement contained in this document that is misleading, inaccurate or inconsistent with the relevant parts of the Prospectus.

JPMorgan Fund ICVC consists of separate Funds, each of which issues one or more Share Classes. This document is prepared for a specific Share Class. The Prospectus and annual and semi-annual financial reports are prepared for JPMorgan Fund ICVC.

The Fund is part of JPMorgan Fund ICVC. The assets and liabilities of each fund in JPMorgan Fund ICVC are segregated by law. This means that the assets of the Fund belong exclusively to the Fund and will not be used to pay the liabilities of any other person or body, including JPMorgan Fund ICVC or any other Fund within JPMorgan Fund ICVC.

Switching and Conversion: Investors may switch into Shares of another Fund of JPMorgan Fund ICVC or convert Shares in one Class in a Fund to Shares of another Class in the same Fund subject to meeting any relevant eligibility requirements and minimum holding amounts. Further information can be found in "section 4.3.10 - Switching and Conversion of Shares" of the Prospectus.

Privacy Policy: You should note that, if you contact J.P. Morgan Asset Management by telephone, those lines may be recorded and monitored for legal, security and training purposes. You should also take note that information and data from communications with you may be processed by J.P. Morgan Asset Management, acting as a data controller, in accordance with applicable data protection laws. Further information about processing activities of J.P. Morgan Asset Management can be found in the EMEA Privacy Policy, which is available at www.jpmmorgan.com/emea-privacy-policy. Additional copies of the EMEA Privacy Policy are available on request.

This Fund is authorised in the United Kingdom and regulated by the Financial Conduct Authority (FCA).

JPMorgan Funds Limited is authorised in the United Kingdom and regulated by the FCA.

This Key Investor Information is accurate as at 01/01/2020.

Key Investor Information

This document provides you with key investor information about this fund. It is not marketing material. The information is required by law to help you understand the nature and the risks of investing in this fund. You are advised to read it so you can make an informed decision about whether to invest.

Legal & General Cash Trust

Class I Accumulation - ISIN: GB00B0CNHB64

The authorised fund manager of the Fund is Legal & General (Unit Trust Managers) Limited.

OBJECTIVES AND INVESTMENT POLICY

- The objective of this Fund is to maintain capital and to provide a return in line with money market rates, before charges.
 - The Fund will generally invest in short term deposits, certificates of deposit, government bonds (predominantly UK) issued in pounds sterling (a type of loan which pays interest) and Repos. Repos are an agreement between two parties to sell or buy an asset and later reverse the trade at an agreed date and price.
 - In stressed market conditions, the Fund may be invested up to 100% in government and public securities issued by a single issuer.
 - The maximum maturity of the instruments the Fund invests in is 397 days but the Fund must maintain a weighted average maturity of less than 60 days.
 - The bonds that the Fund invests in must be investment grade (rated as lower risk). Investment grade bonds are bonds that have achieved a higher credit rating from a rating agency. Credit ratings give an indication of how likely it is that the issuer of a bond will be able to pay back interest and the loan on time.
 - The Fund may use derivatives (contracts which have a value linked to the price of another asset) to:
 - reduce risk or cost; or
 - generate additional capital or income with no, or an acceptably low, level of risk.
 - The Fund may also invest in other fixed income securities, other money market instruments and collective investment schemes.
- Other information:**
- The Fund is actively managed as the Manager uses their expertise to pick investments to achieve the Fund's objective.
 - There is no representative target or constraining benchmark available for this Fund.
 - The Fund is a short-term variable net asset value money market fund.
 - Your units will be accumulation units. Income from the Fund's investments (interest) will be reinvested back into the value of your units.
 - You can buy or sell units in this Fund on any business day. You need to contact us with your instruction before 12 noon. This is the time we calculate unit prices for this Fund. If you contact us after 12 noon, the units will be bought or sold at the next business day's price.
 - The Fund's base currency is denominated in sterling (British pounds).
 - This Fund is designed for investors looking to preserve their money from an investment in deposits and short term instruments.
 - This Fund may be appropriate for investors looking to invest for a short period of time.
 - If you do not understand this document we recommend you seek additional information to help you decide if this Fund is right for you.

RISK AND REWARD PROFILE

Lower risk ← Higher risk
Potentially lower rewards ← Potentially higher rewards

1	2	3	4	5	6	7
---	---	---	---	---	---	---

- The Risk and Reward Indicator table demonstrates where the Fund ranks in terms of its potential risk and reward. The higher the rank the greater the potential reward but the greater the risk of losing money. It is not guaranteed to remain the same and may change over time. It is based on historical data and may not be a reliable indication of the future risk profile of the Fund. The shaded area in the table above shows the Fund's ranking on the Risk and Reward Indicator.
- The Fund is in category 1 as it invests in instruments which are very liquid, have short maturities which have a high credit rating and are considered lower risk than longer maturing securities.
- Even a fund in the lowest category is not a risk free investment.
- The value of your investment may fall as well as rise and is not guaranteed. You might get back less than you invest.
- Further information on the risks of investing in this fund is contained in the Prospectus available at www.legalandgeneral.com/reports.

The risk and reward indicator may not take account of the following risks of investing in the Fund:

- The Fund could lose money if any institutions providing services such as acting as counterparty to derivatives or other instruments, becomes unwilling or unable to meet its obligations to the Fund.
- This Fund holds bonds that are traded through agents, brokers or investment banks matching buyers and sellers. This makes the bonds less easy to buy and sell than investments traded on an exchange. In exceptional circumstances the fund may not be able to sell bonds and may defer withdrawals, or suspend dealing. The Directors can only delay paying out if it is in the interests of all investors and with the permission of the Fund depositary.
- The Fund has money on deposit with companies such as banks or other financial institutions and invests in bonds which are issued by the government. If these companies or the government experience financial difficulty, they may be unable to pay back some or all of the interest, original investment or other payments that they owe. If this happens, the value of the fund may fall.
- Investment returns on bonds are sensitive to trends in interest rate movements. Such changes will affect the value of your investment.
- Derivatives are highly sensitive to changes in the value of the asset on which they are based and can increase the size of losses and gains.
- When interest rates are low and if the fund's income is not enough to pay charges, the fund's capital will be used instead. This may cause the value of the fund to fall.
- We may take some or all of the ongoing charges from the Fund's capital rather than the fund's income. This increases the amount of income, but it reduces the growth potential and may lead to a fall in the value of the Fund.

CHARGES

The charges you pay are used to pay the costs of running the Fund, including the costs of marketing and distributing it. These charges reduce the potential return from your investment.

One-off charges taken before or after you invest

Entry charge 0.00%*

Exit charge 0.00%*

This is the maximum that might be taken out of your money before it is invested.

*The Fund also incurs a unit price spread. See opposite.

Charges taken from the fund over a year

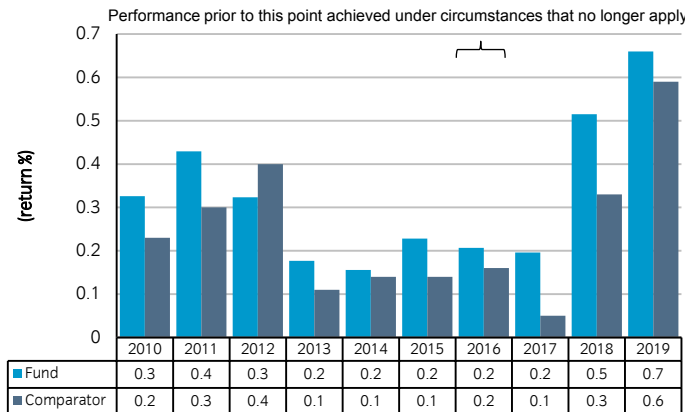
Ongoing charge 0.15%

Charges taken from the fund under certain specific conditions

Performance fee None

- There are no entry or exit charges.
 - The ongoing charges figure is based on the latest available expenses at December 2019. This figure may vary from year to year.
 - This Fund's ongoing charges include any charges made by any other funds it may invest in. They exclude portfolio transaction costs.
 - The ongoing charges are taken from the income of the Fund.
- Other costs:**
- **Unit price spread:** on any day, the prices for buying or selling units in this Fund are the same. However, there are maximum and minimum prices we can charge for units, reflecting the difference between the buying and selling prices of the assets in the Fund and costs associated with buying and selling the assets. From day to day we will set the unit price between the maximum and minimum depending on whether money is coming into or leaving the Fund.
 - The difference between the maximum and minimum price, which is the most the price can change, can vary but as an example, the maximum price for units in this Fund was 0.00% higher than the minimum price at January 2020.
 - For more information about charges and costs, please see the charges and expenses section in the Fund's Prospectus, or visit our website at legalandgeneral.com/chargesandfees.

PAST PERFORMANCE



- Past performance is not a guide to future performance.
- The figures for the Fund take into account the ongoing charges and assume income (after any tax) is reinvested.
- The performance has been calculated in Sterling (British Pounds).
- The annual return is for a 12 month period ending 31 December.
- The Fund launched in 1992.
- This unit class launched in 2005.
- To assess the performance of the Fund, it can be compared to the IA sector, Short Term Money Market (referred to as the "Comparator" in the chart opposite).
- **Please note that performance up to 2015 shown in this graph was achieved under a different investment approach which no longer applies. Performance after 2015 is under the current investment approach, which started on 28 April 2016.**

PRACTICAL INFORMATION

- The trustee and depositary is Northern Trust Global Services SE, UK Branch.
- You can obtain further information about the Fund including copies of its prospectus and the latest annual and semi-annual reports at www.legalandgeneral.com/reports. Paper copies of these documents are also available from: Legal & General Investments, PO Box 6080, Wolverhampton WV1 9RB. We provide documents free of charge and in English.
- Further information about investing, and how to make a complaint is available from www.legalandgeneral.com/guide.
- Investors can get other practical information, including the latest prices, spreads and details of any other unit classes that are available, by calling us on **0370 050 0955** Monday to Friday between 8.30am and 6.00pm. Call charges will vary.
- This Fund is subject to the tax legislation of the United Kingdom, which may have an impact on each investor's personal tax position.
- Legal & General (Unit Trust Managers) Limited may be held liable solely on the basis of any statement contained in this document that is misleading, inaccurate or inconsistent with the relevant parts of the Prospectus for the Fund.
- You can find details of our Remuneration Policy at www.lgim.com/remuneration. You can also request a paper copy free of charge. The Policy includes details of our Remuneration Committee and how remuneration and benefits are calculated.

Key Investor Information

This document provides you with key investor information about this fund. It is not marketing material. The information is required by law to help you understand the nature and the risks of investing in this fund. You are advised to read it so you can make an informed decision about whether to invest.

Legg Mason IF ClearBridge Global Infrastructure Income Fund

Class X Accumulation

ISIN: GB00BZ01WV25

A sub-fund of: Legg Mason Funds ICVC (the "Company")

Managed by: Legg Mason Investment Funds Limited, part of the Legg Mason group of companies.

Objectives and Investment Policy

Objective

The fund's goal is to provide income. Growth of the fund's value in the long term is a secondary goal. The fund seeks to outperform, on an average annualised basis, the OECD G7 Inflation Index by 5.5% over an investment time frame of 5 years (gross of fees).

Investment Policy

- The fund invests at least 80% of its assets in shares of global listed infrastructure companies. However the fund may hold more or less of other permitted assets in extreme market conditions.
- The fund invests in a number of infrastructure sectors such as gas, electricity and water utilities, toll roads, airports, rail and communications.
- The fund invests in shares of infrastructure companies from around the world, including up to 20% from emerging market countries.
- The fund will usually invest in a concentrated portfolio, typically 30 to 60 companies.
- The fund may also invest up to 10% in global infrastructure companies that are not presently listed on an exchange, but are expected to be listed within 12 months of purchase, and in derivatives (financial instruments whose value is derived from the value of other assets).

- The fund may invest in derivatives to help try to achieve the fund's objective as well as to reduce risk or cost or to generate additional growth or income for the fund.

Benchmark: The performance target to outperform the OECD G7 Inflation Index by 5.5%, on an average annualised basis over an investment time frame of 5 years, was chosen as it sets a reasonable performance target benchmark for the fund to achieve, taking into account a number of factors such as the measure of inflation across the G7 countries. Please refer to the prospectus for further information.

Manager's Discretion: The fund is actively managed. The investment manager has discretion in selecting investments within the fund's objective and investment policies. The benchmark does not constrain the investment manager's management of the fund.

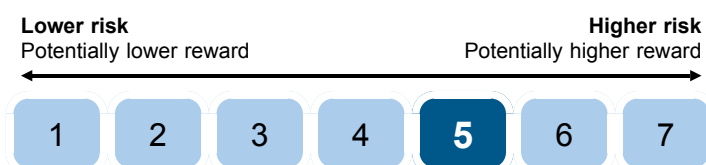
Recommendation: This fund may not be appropriate for investors who plan to withdraw their money within 5 years.

Dealing Frequency: You can buy, sell and switch your shares on each day that the London Stock Exchange is open for business.

Minimum Initial Investment: For this share class the minimum initial investment is GBP 100,000.

Treatment of Income: Income and gains from the fund's investments are not paid but instead are reflected in the fund's share price.

Risk and Reward Profile



The indicator is based on the volatility of the returns (past performance) of the reported share class (calculated on a 5 year rolling return basis). Where a share class is inactive / has less than 5 years of returns, the returns of a representative benchmark are used.

There is no guarantee that the fund will remain in the indicator category shown above and the categorisation of the fund may shift over time.

Historical data, which is used in calculating the indicator, may not be a reliable indicator of the future risk profile of this fund.

The lowest category does not mean a risk-free investment.

The fund does not offer any capital guarantee or protection and you may not get back the amount invested.

The fund is in its risk/reward category because a concentrated investment (the fund holds fewer investments than many other funds) in shares of infrastructure companies from various countries and sectors have historically been subject to relatively large fluctuations in value.

The fund is subject to the following risks which are materially relevant but may not be adequately captured by the indicator:

Investment in company shares: The fund invests in shares of companies, and the value of these shares can be negatively affected by changes in the company, its industry or the economy in which it operates.

Investment in infrastructure: The fund invests in shares of infrastructure companies, and the value of these shares can be negatively affected by

economic or regulatory occurrences affecting their industries. Investments in new infrastructure projects carry risks where they may not be completed within the budget, agreed timeframe or specifications. Operational and supply disruptions can also have a negative effect on the value of the company's shares.

Emerging markets investment: The fund may invest in the markets of countries which are smaller, less developed and regulated, and more volatile than the markets of more developed countries.

Concentrated fund: The fund invests in fewer companies than other funds which invest in shares usually do. This means that the fund does not spread its risk as widely as other funds and will therefore be affected more if an individual company has significant losses.

Fund currency: Changes in exchange rates between the currencies of investments held by the fund and the fund's base currency may negatively affect the value of an investment and any income received from it.

Derivatives: The use of derivatives can result in greater fluctuations of the fund's value and may cause the fund to lose as much as or more than the amount invested.

Fund operations: The fund is subject to the risk of loss resulting from inadequate or failed internal processes, people or systems or those of third parties such as those responsible for the custody of its assets, especially to the extent that it invests in developing countries.

Charges from capital: The fund's fees and expenses may be taken from its capital (rather than income). This will result in an increase in income available for distribution to investors. However, this will forego some of the capital that the share class has available for future investment and potential growth.

For further explanation on the risks associated with an investment in the fund, please refer to the section entitled "Risk Factors" in the prospectus.

Charges

One-off charges taken before or after you invest	
Entry charge	none
Exit charge	none
This is the maximum that might be taken out of your money before it is invested (entry charge) and before the proceeds of your investment are paid out (exit charge).	
Charges taken from the fund over a year	
Ongoing charge	0.86%
Charges taken from the fund under certain specific conditions	
Performance fee	none

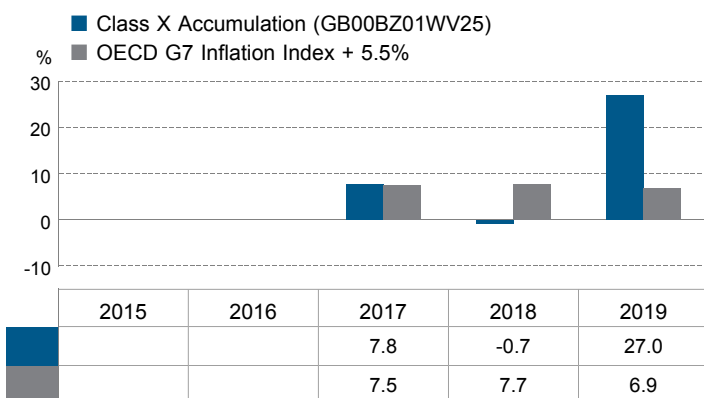
The charges you pay are used to pay the costs of running the fund, including the costs of marketing and distributing it. These charges reduce the potential growth of your investment.

Entry and exit charges shown are the maximum that might be taken out of your money. In some cases, you might pay less and you should speak to your financial adviser about this.

The ongoing charge is based on expenses for the 12 month period ending May 2020. This figure may vary over time.

For more information about charges, please see the 'Fees and Expenses' section in the fund's prospectus and relevant appendix.

Past Performance



The fund was launched on 1 July 2016 and the share class began issuing shares on 1 July 2016.

Past performance has been calculated in GBP.

The performance reflects all fees and charges payable by the fund but does not reflect any entry or exit charge that might be payable.

Past performance is no guide to future returns and may not be repeated.

Further information on the fund's performance is available at www.leggmason.com/global.

Practical Information

Depositary: The Bank of New York Mellon (International) Limited

Further Information: Additional information about the Company (including the prospectus, annual and half-yearly reports and accounts and the remuneration policy) may be obtained in English free of charge upon request to Legg Mason Investment Funds Limited, 201 Bishopsgate, London EC2M 3AB and at www.leggmason.com/global.

Price Publication: The latest share price is published at www.leggmason.com/fund-prices.

Tax Legislation: The fund is subject to the tax law and regulation of the UK. Depending on your own country of residence, this might have an impact on your personal tax position. For further details, please speak to your financial adviser.

Liability Statement: Legg Mason Investment Funds Limited, the authorised corporate director of the Company, may be held liable solely on the basis of any statement contained in this document that is misleading, inaccurate or inconsistent with the relevant parts of the prospectus for the fund.

Structure: The Company has a number of different sub-funds. The assets and liabilities of each sub-fund are segregated by English law from the assets and liabilities of each other sub-fund. The prospectus and the periodic reports are prepared for the Company as a whole.

Switching Between Funds: You are entitled to exchange your investment in the fund for shares in another sub-fund of the Company. You may be required to pay a switching charge for this. Further information on how to exercise this right can be found in the prospectus.

Legg Mason Funds ICVC is authorised in the UK and regulated by the Financial Conduct Authority (FCA). Legg Mason Investment Funds Limited is authorised in the UK and regulated by the FCA. This key investor information is accurate as at 29/06/2020.

Key Investor Information

This document provides you with key investor information about this Fund. It is not marketing material. The information is required by law to help you understand the nature and the risks of investing in this Fund. You are advised to read it so you can make an informed decision about whether to invest.



M&G Global Floating Rate High Yield Fund

a sub-fund of M&G Investment Funds (7)

Sterling Class I-H – Accumulation shares ISIN no. GB00BMP3SC51

Managed by M&G Securities Limited

Objective and investment policy

The fund aims to provide a combination of capital growth and income.

Core investment: Around 70% of the fund is typically invested in high yield floating rate notes (FRNs) issued by companies from anywhere in the world. The FRNs are held directly and indirectly via derivatives combined with government bonds. The fund also invests in asset-backed securities. These securities can be denominated in any currency.

Other investments: The fund may invest in other assets, including bonds issued by governments and cash or assets that can be turned into cash quickly.

Derivatives: The fund may invest via derivatives and use derivatives to reduce the risks and costs of managing the fund.

Strategy in brief: The fund is designed to provide income while minimising the negative impact of rising interest rates by investing mainly in FRNs. The fund focuses on FRNs issued by companies with a low credit rating, which typically pay higher levels of interest to compensate investors for the greater risk of default. Part of the fund may be invested in other fixed income assets, such as government bonds. Spreading investments across issuers, industries and countries is an essential element of the fund's strategy and the manager is assisted in his selection of individual bonds by an in-house team of analysts.

Benchmark: ICE BofAML Global Floating Rate High Yield Index (3% constrained) USD Hedged

The benchmark is a comparator against which the fund's performance can be measured. The index has been chosen as the fund's benchmark as it best reflects the scope of the fund's investment policy. The benchmark does not constrain the fund's portfolio construction.

The fund is actively managed. The fund manager has freedom in choosing which assets to buy, hold and sell in the fund. The fund's holdings may deviate significantly from the benchmark's constituents.

For unhedged share classes, the benchmark is shown in the share class currency. For currency hedged share classes, the benchmark is hedged to the share class currency.

You can find more information about the objective and investment policy of the fund in the Prospectus.

You can find an explanation of some of the terms used in this document in the glossary at <https://docs.mandg.com/docs/glossary-master-en.pdf>

Other information

You can buy and sell shares in the fund on any business day. Instructions received before 12 noon will be dealt at that day's price.

Any income from the fund will be rolled up into the value of your investment.

In addition to the charges set out in the charges section, the fund will incur portfolio transaction costs which are paid from the assets of the fund. These can be higher when investing outside Europe.

Recommendation: This fund may not be appropriate for investors who plan to withdraw their money within 5 years.

Risk and reward profile



• The above risk and reward indicator is based on historical data and may not be a reliable indication of the future risk profile of this share class. This Share Class is categorised in risk class 3 because its Net Asset Value has shown very low to medium rises and falls in value historically.

• The risk number shown is not guaranteed and may change over time.

• The lowest risk number does not mean risk free.

The main risks that could affect performance are set out below:

• The value and income from the fund's assets will go down as well as up. This will cause the value of your investment to fall as well as rise. There is no guarantee that the fund will achieve its objective and you may get back less than you originally invested.

• Investments in bonds are affected by interest rates, inflation and credit ratings. It is possible that bond issuers will not pay interest or return the capital. All of these events can reduce the value of bonds held by the fund.

• High yield bonds usually carry greater risk that the bond issuers may not be able to pay interest or return the capital.

• The fund may use derivatives to profit from an expected rise or fall in the value of an asset. Should the asset's value vary in an unexpected way, the fund will incur a loss. The fund's use of derivatives may be extensive and exceed the value of its assets (leverage). This has the effect of magnifying the size of losses and gains, resulting in greater fluctuations in the value of the fund.

• Investing in emerging markets involves a greater risk of loss due to greater political, tax, economic, foreign exchange, liquidity and regulatory risks, among other factors. There may be difficulties in buying, selling, safekeeping or valuing investments in such countries.

• The fund is exposed to different currencies. Derivatives are used to minimise, but may not always eliminate, the impact of movements in currency exchange rates.

• The hedging process seeks to minimise, but cannot eliminate, the effect of movements in exchange rates on the performance of the hedged share class. Hedging also limits the ability to gain from favourable movements in exchange rates.

• In exceptional circumstances where assets cannot be fairly valued, or have to be sold at a large discount to raise cash, we may temporarily suspend the fund in the best interest of all investors.

• The fund could lose money if a counterparty with which it does business becomes unwilling or unable to repay money owed to the fund.

• Operational risks arising from errors in transactions, valuation, accounting, and financial reporting, among other things, may also affect the value of your investments.

Further details of the risks that apply to the fund can be found in the fund's Prospectus at www.mandg.co.uk/literature

Charges

The charges shown in the table are used to pay the costs of running the fund, including the costs of marketing and distributing it. These charges reduce the potential growth of your investment.

One-off charges taken before or after you invest	
Entry charge	0.00%
Exit charge	0.00%
This is the maximum that might be taken out of your money before it is invested or before the proceeds of your investment are paid out.	
Charges taken from the fund over a year	
Ongoing charge	0.83%
Charges taken from the fund under certain specific conditions	
Performance fee	None

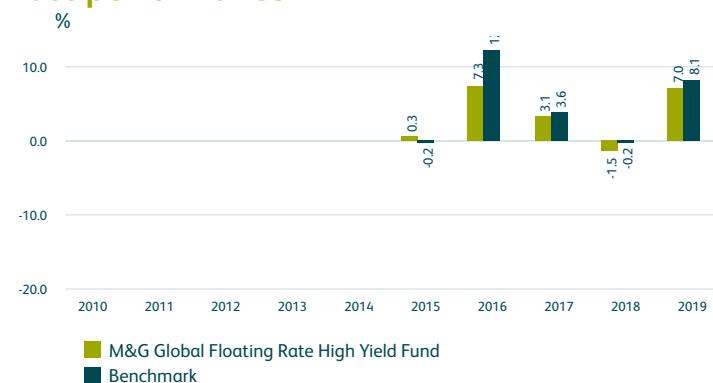
The entry and exit charges shown are the maximum figures and, in some cases, you may pay less. You can find out the exact charges which apply to your investment by contacting your financial adviser or distributor or, if you have invested directly with us, you can contact us using the details given in the practical information section.

The above ongoing charge figure is an estimate of the charges because of a change to the charging structure with effect from 1 August 2019.

The ongoing charge figure may vary from year to year and excludes portfolio transaction costs. The charges are mostly, if not exclusively, the Annual Charge which may be discounted depending on the size of the fund. The Annual Charge without any discount is 0.83%. The fund's annual report for each financial year will include details on the exact charges made.

For more information on charges, please see the relevant sections of the Prospectus at www.mandg.co.uk/literature

Past performance



- Past performance is not a guide to future performance.
- Performance calculation excludes UK taxes from 01 February 2017. It does not take into account the entry and exit charges but does take into account the ongoing charge, as shown in the charges section.
- The fund launched on 11 September 2014 and the Sterling Class I-H Accumulation share class launched on 11 September 2014.
- Performance is calculated using Sterling Class I-H Accumulation shares.
- Benchmark performance has been calculated in GBP.

Benchmark:

01 January 2015 to 31 March 2016 - ICE BofAML Global Floating Rate High Yield Index

01 April 2016 to 31 December 2019 - ICE BofAML Global Floating Rate High Yield Index (3% constrained) GBP Hedged

Practical information

The depositary is NatWest Trustee and Depositary Services Limited.

For more information about this fund, please visit www.mandg.co.uk/literature where you will find a copy of the Prospectus, Instrument of Incorporation and the latest annual or interim Investment Report and Financial Statements. These documents are in English and are available free of charge. Our website also provides other information such as share prices.

UK tax laws apply to the fund, and this may affect your personal tax position. Please speak to an adviser for more information.

M&G Securities Limited may be held liable solely on the basis of any statement contained in this document that is misleading, inaccurate or inconsistent with the relevant parts of the Prospectus for the fund.

The fund is a sub-fund of M&G Investment Funds (7), an umbrella Open Ended Investment Company (OEIC). The Prospectus, and annual or interim Investment Report and Financial Statements contain information about all of the sub-funds in M&G Investment Funds (7).

The assets of each sub-fund within the umbrella OEIC are segregated by law. This means that the assets belong exclusively to that sub-fund and shall not be used or made available to pay the debts of any other sub-fund or the umbrella OEIC.

You may switch between other sub-funds of M&G Investment Funds (7). An entry charge may apply. Details on switching are provided in the Important Information for Investors document and the fund's Prospectus, or by calling M&G Customer Relations on 0800 390 390.

Other share classes may exist for the fund as set out in the relevant Prospectus.

For up-to-date details of the staff remuneration policy that applies to M&G Securities Limited, including a description of how remuneration and benefits are calculated, the make-up of the remuneration committee, and the identities of persons responsible for awarding the remuneration and benefits, please visit www.mandg.co.uk/remuneration. We will provide a paper copy of this information, free of charge, if you require one.

This Fund is authorised in the UK and regulated by the Financial Conduct Authority. M&G Securities Limited is authorised in the UK and regulated by the Financial Conduct Authority.

This key investor information is accurate as at 12 February 2020.

This document provides you with key investor information about this fund. It is not marketing material. The information is required by law to help you understand the nature and the risks of investing in this fund. You are advised to read it so you can make an informed decision about whether to invest.

Schroder Income Maximiser

an Authorised Unit Trust of Schroder Unit Trusts Limited

Class L Income GBP (GB00BDD2F083)

This fund is managed by Schroder Unit Trusts Limited, which is a member of the Schroders Group.

Objectives and investment policy

Objectives

The fund aims to provide income and capital growth by investing in equity and equity-related securities of UK companies. The fund aims to deliver an income of 7% per year but this is not guaranteed and could change depending on market conditions.

Investment Policy

The fund is actively managed and invests at least 80% of its assets in equities of UK companies which are selected for their long term income and capital growth potential. These are companies that are incorporated, headquartered or have their principal business activities in the UK.

To seek to enhance the yield, the investment manager selectively sells short dated call options over individual securities, portfolios of securities or indices held by the fund, by agreeing strike prices above which potential capital growth is sold.

The fund may also invest directly or indirectly in other securities (including in other asset classes), countries, regions, industries or currencies, collective investment schemes (including Schroder funds), warrants and money market instruments, and hold cash.

The fund may use derivatives with the aim of achieving investment gains, reducing risk or managing the fund more efficiently.

The fund's investment strategy will typically underperform a similar portfolio without derivatives in periods when the underlying stock prices are rising, and

outperform when the underlying stock prices are falling.

Benchmark

The fund's performance should be assessed against the income target of 7% per year, and compared against the FTSE All Share (Gross Total Return) index and the Investment Association UK Equity Income sector average return.

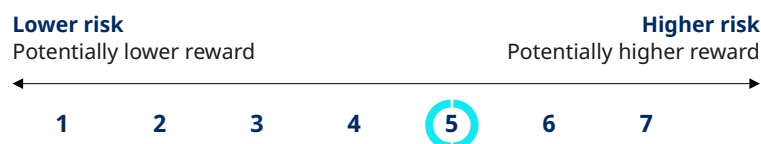
Dealing Frequency

You may redeem your investment upon demand. This fund deals daily.

Distribution Policy

This unit class pays income received from the fund's investments to you quarterly.

Risk and reward profile



The risk and reward indicator

The risk category was calculated using historical performance data and may not be a reliable indicator of the fund's future risk profile.

The fund's risk category is not guaranteed to remain fixed and may change over time.

A fund in the lowest category does not mean a risk-free investment.

The fund is in this category because it can take higher risks in search of higher rewards and its price may rise and fall accordingly.

Risk factors

Capital risk / Distribution policy: As the fund intends to pay dividends regardless of its performance, a dividend may represent a return of part of the amount you invested.

Currency risk: The fund may lose value as a result of movements in foreign exchange rates.

Derivatives risk (maximiser funds): Derivatives are used to generate income (which is paid to investors) and to reduce the volatility of returns but they may also reduce fund performance or erode capital value.

Liquidity risk: In difficult market conditions, the fund may not be able to sell a security for full value or at all. This could affect performance and could cause the fund to defer or suspend redemptions of its shares.

Operational risk: Operational processes, including those related to the safekeeping of assets, may fail. This may result in losses to the fund.

Performance risk: Investment objectives express an intended result but there is no guarantee that such a result will be achieved. Depending on market conditions and the macro economic environment, investment objectives may become more difficult to achieve.

IBOR: The transition of the financial markets away from the use of interbank offered rates (IBORs) to alternative reference rates may impact the valuation of certain holdings and disrupt liquidity in certain instruments. This may impact the investment performance of the fund.

Derivatives risk – Efficient Portfolio Management and Investment Purposes: Derivatives may be used to manage the portfolio efficiently. A derivative may not perform as expected, may create losses greater than the cost of the derivative and may result in losses to the fund. The fund may also materially invest in derivatives including using short selling and leverage techniques with the aim of making a return. When the value of an asset changes, the value of a derivative based on that asset may change to a much greater extent. This may result in greater losses than investing in the underlying asset.

Charges

One-off charges taken before or after you invest	
Entry charge	None
Exit charge	None

This is the maximum that might be taken out of your money before it is invested.

Charges taken from the fund over a year	
Ongoing charges	0.84%

Charges taken from the fund under certain specific conditions	
Performance fee	None

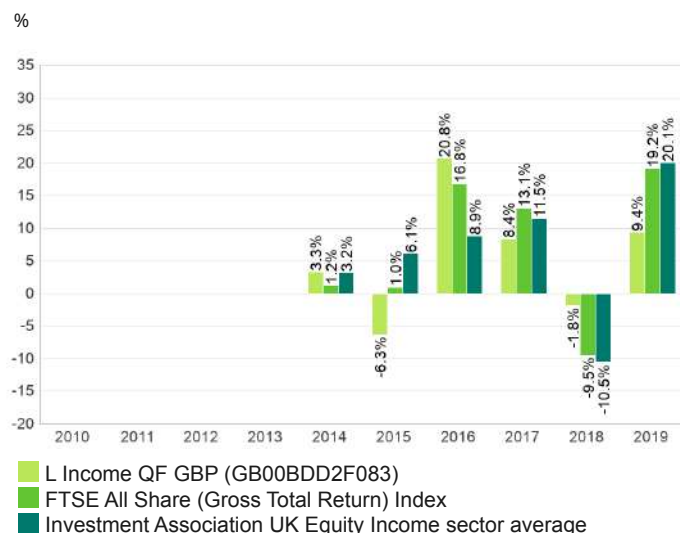
The charges you pay are used to pay the costs of running the fund, including the costs of marketing and distributing it. These charges reduce the potential growth of your investment.

The entry and exit charges shown are maximum figures and in some cases you might pay less. You can find out the actual entry and exit charges from your financial advisor.

The ongoing charges figure is based on the last year's expenses for the year ending December 2019 and may vary from year to year.

Please see the prospectus for more details about the charges.

Past performance



Past performance is not a guide to future performance and may not be repeated. The value of investments may go down as well as up and you may not get back the amount you originally invested.

The chart shows performance in British pound after the ongoing charges and the portfolio transaction costs have been paid.

The fund was launched on 04 November 2005.

Practical information

Trustee: J. P. Morgan Europe Ltd.

Further Information: You can get further information about this fund, including the prospectus, latest annual report, any subsequent half-yearly reports and the latest price of units from www.schroders.com/ukinvestor and from Schroders, PO Box 1102, Chelmsford, Essex, CM99 2XX, England, telephone 0800 718 777. They are in English, free of charge.

Tax Legislation: The fund is subject to UK tax legislation which may have an impact on your personal tax position.

Liability: Schroder Unit Trusts Ltd may be held liable solely on the basis of any statement contained in this document that is misleading, inaccurate or inconsistent with the relevant parts of the fund's prospectus.

Switches: Subject to conditions, you may apply to switch your investment into another unit class within this fund or in another Schroder fund. Please see the prospectus for more details.

Remuneration Policy: A summary of Schroders' remuneration policy and related disclosures is at www.schroders.com/remuneration-disclosures. A paper copy is available free of charge upon request.

The policy includes a description of how remuneration and benefits are calculated & the identities of persons responsible for awarding the remuneration and benefits.

Glossary: You can find an explanation of some of the terms used in this document at www.schroders.com/ukinvestor/glossary.

Benchmark: The income target has been selected because the investment manager deploys strategies that aim to deliver the level of income stated in the investment objective. The comparator benchmarks have been selected because the investment manager and the manager believe that each of these benchmarks is a suitable comparison for performance purposes given the fund's investment objective and policy.

Key Investor Information

This document provides you with the key investor information about this fund. It is not marketing material. The information is required by law to help you understand the nature and the risks of investing in this fund. You are advised to read it so you can make an informed decision about whether to invest.

Trojan Income Fund, O Income, a fund within Trojan Investment Funds (ISIN: GB00B01BNW49)

The fund is managed by Link Fund Solutions Limited, part of the Asset Services Division of Link Administration Holdings Limited.

Objective and investment policy

Objective

To seek to achieve income with the potential for capital growth in the medium term (3 to 5 years). There is no guarantee that the objective will be met or that income or capital growth will be delivered over any time period and you may get back less than you invest.

Investment Policy

To invest at least 80% of its assets in UK equities (company shares). The fund may also invest in overseas equities, bonds (for example, loans to either a company or government that pay interest), money market instruments (for example, short term loans that pay interest), deposits and cash and indirectly in private equity and property. Exposure to these asset classes may be achieved by investing in investment trusts and other funds (including those managed by Link Fund Solutions, the Investment Manager (Troy Asset Management) and their associates). The investment manager's investment decisions will be based on an assessment of various factors including the potential for dividend growth and growth in cash flow and profits. The investment manager will seek to construct a portfolio of investments to deliver income but which may also grow in value over time.

Other features of the fund:

- The fund is actively managed. The Investment Manager uses its expertise to select investments for the fund and has the discretion to invest without the need to adhere to a particular benchmark
- The fund can invest across different industry sectors without limitation.
- You can buy and sell shares in the fund on each business day.
- The fund aims to distribute available income every six months.
- Derivatives (whose values are linked to the performance of other investments, e.g. company shares, currencies, etc) may be used to manage the risk profile of the fund.
- Recommendation: This fund may not be appropriate for investors who plan to withdraw their money within 5 years.

Risk and reward profile



- This indicator shows how much a fund has risen and fallen in the past, and therefore how much a fund's returns have varied. It is a measure of a fund's volatility. The higher a fund's past volatility the higher the number on the scale and the greater the risk that investors in that fund may have made losses as well as gains.
- The fund has been classed as 5 because its volatility has been measured as above average.
- This indicator may not be a reliable indication of the future risk profile of this fund.
- The risk and reward profile shown is not guaranteed to remain the same and may change over time. Number 1 on the scale does not mean that a fund is risk free.

- Currency risk: As the fund can be exposed to different currencies, changes in exchange rates may decrease the value of your investment.
- Credit risk: The value of a bond may be affected by its credit rating, the lower the rating the higher the risk of the issuer not paying interest or repaying the loan.
- Changes in interest rate risk: A rise in interest rates generally causes bond prices to fall.
- Property fund investment risk: Property funds can become illiquid increasing the risk that a position cannot be sold in a timely manner or at a reasonable price.
- Counterparty risk: The failure of a firm involved in a transaction with the fund or providing services to the fund may expose the fund to financial loss.
- Derivative risk: A derivative may not perform as expected and may create losses greater than its cost.
- Income risk: The amount of income is not guaranteed.
- Charges to capital risk: As charges are taken from capital, this will erode capital and may constrain capital growth.
- For full details of the fund's risks, please see the prospectus which may be obtained from the address in 'Practical Information' below.

Charges for this Fund

The charges you pay are used to pay the costs of running the fund. These charges reduce the potential growth of your investment.

One-off charges taken before or after you invest	
Entry Charge	5.00%
This is the maximum that might be taken out of your money before it is invested.	
Exit Charge	None
Charges taken from the fund over the year	
Ongoing Charges	1.02%
Charges taken from the fund under certain specific conditions	
Performance Fee	None

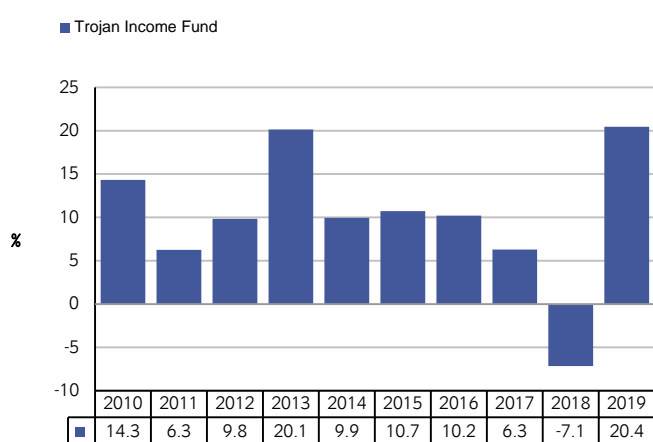
The entry charge shown is a maximum figure. In some cases investors may pay less. You can find out the actual charges from your financial advisor or distributor.

The ongoing charges figure is based on expenses as at 31 July 2019. This figure may vary from year to year. The ongoing charges are taken mainly from the capital of the fund. They exclude portfolio transaction costs, except in the case of an entry/exit charge paid by the fund when buying or selling units in another collective investment undertaking.

You may also be charged a dilution levy (an amount to cover dealing costs incurred by the fund) on entry to or exit from the fund. This is normally only charged when the dealing costs are significant.

For more information about charges, please see the prospectus.

Past performance



- Past performance is not a guide to future performance.
- The past performance in the chart shown opposite is net of tax and charges but excludes the entry charge that may be paid on the purchase of an investment. The share class was launched in September 2004.
- The fund was launched in September 2004.
- Performance is calculated in Pounds Sterling.

Practical information

Trojan Investment Funds	This key investor information document describes a fund within the Trojan Investment Funds company. The prospectus and periodic reports are prepared for the entire company.
Documents	Copies of the fund's prospectus and the latest annual and semi annual reports for the fund may be obtained from www.linkfundsolutions.co.uk or by writing to Link Fund Solutions Limited, PO Box 389, Darlington, DL1 9UF. These documents are available in English and are free of charge.
Prices of shares and further information	Details of Link Fund Solutions' Remuneration Code are available on the website www.linkfundsolutions.co.uk . This sets out a description of how remuneration and benefits are calculated and the identities of persons responsible for awarding the remuneration and benefits. A paper copy is available free of charge on request.
Right to switch	The latest published prices of shares in the fund and other information, including how to buy and sell shares are available from www.linkfundsolutions.co.uk , by calling 0345 608 0950 during normal business hours or by writing to Link Fund Solutions Limited, PO Box 389, Darlington, DL1 9UF.
Fund Segregation	Subject to any restrictions on the eligibility of investors for a particular share class, a shareholder in one fund may be able at any time to switch all or some of their shares in one fund for shares in another fund in the company. Please see the prospectus for full details.
Depository	Trojan Investment Funds is an umbrella fund with segregated liability between funds. This means that the holdings of this fund are maintained separately under UK law from the holdings of other funds of Trojan Investment Funds and your investment in this fund will not be affected by any claims against another fund of Trojan Investment Funds.
Tax	The Bank of New York Mellon (International) Limited
Liability	UK tax legislation may have an impact on your personal tax position.
	Link Fund Solutions Limited may be held liable solely on the basis of any statement contained in this document that is misleading, inaccurate or inconsistent with the relevant parts of the prospectus for Trojan Investment Funds.

This fund is authorised in the United Kingdom and regulated by the Financial Conduct Authority. Link Fund Solutions Limited is authorised in the United Kingdom and regulated by the Financial Conduct Authority.

This key investor information is accurate as at 26/06/2020.

Key Investor Information

This document provides you with key investor information about this Fund. It is not marketing material. The information is required by law to help you understand the nature and risks of investing in this Fund. You are advised to read it so you can make an informed decision about whether to invest.

TwentyFour Corporate Bond Fund (the "Fund") GBP Accumulation Class (ISIN: IE00BSMTGJ19)

The Fund is a sub-fund of TwentyFour Global Investment Funds plc (the "Company")

Investment Objectives and Investment Policy

The Fund aims to generate a return greater than the median return (the return which is the mid-point between the lowest and highest returns over the relevant term) of the UK's Investment Association's (IA) £ Corporate Bond Sector over the medium to long-term based on a combination of income (income received through its investments such as interest received on bonds) and capital growth (the increase in value/price of investments held by the Fund). The Fund is actively managed, meaning that investment decisions are made on a discretionary basis. The Fund is managed with reference to the IA £ Corporate Bond Sector.

To fall within an IA sector, a fund has to fulfil certain criteria set out by the IA. As at the date of this document, the IA £ Corporate Bond Sector specifications say that to be considered for this sector a fund should invest at least 80% of its assets in sterling denominated (or hedged back to Sterling) investment grade (meaning any investment with a rating of at least Baa3 from Moody's, BBB- from Standard & Poor's, or BBB- from Fitch or higher – these are agencies that rate creditworthiness) corporate bond securities (debt issued by companies). As such, the majority of the Fund's investments will be components of and have similar weightings to the IA £ Corporate Bond Sector. The Investment Manager may use its discretion to invest in securities not included in the IA £ Corporate Bond Sector to take advantage of specific investment opportunities with the aim of outperforming the IA £ Corporate Bond Sector. In addition, the Fund may use the iBoxx GBP Corporate Bond Index as a secondary performance benchmark against which the performance of the Fund may be compared.

While the Fund will primarily invest in investment grade sterling denominated bonds, or bonds denominated in currencies other than sterling but hedged to sterling, it may also invest a portion of its portfolio (but not exceeding 20% of the Net Asset Value (NAV) of the Fund) in high yield issues.

High yield issues (or bonds) are typically considered to have a comparatively higher risk of default than investment grade bonds, and therefore would have a lower credit rating. Investing into these issues will increase the level of risk inherent in the Fund.

Investments will be selected based on: (1) how they affect the Fund in meeting the specifications of the IA £ Corporate Bond Sector; (2) the Investment Manager's analysis of their potential to provide the Fund with income and/or capital growth; and (3) their ability to contribute towards the investment objective. The Fund will not invest in other collective investment schemes.

The Fund may invest in financial derivatives (investments which allow the Fund exposure to an asset through a financial contract rather than investing directly in the asset) to try and reduce the effect of exchange rate movements on the Fund's investments, and to manage risks. A full list of the financial derivatives which the Fund may utilise is set out in section entitled 'Investment Policies' in the supplement to the prospectus.

You can buy and sell shares on any dealing day in London and Dublin.

If you purchase the accumulation share class, you will not receive an income payment directly. Instead, any income generated in respect of an accumulation share class will be automatically reinvested into your holding, and added to the assets of the Fund, and so will be reflected in the price of each accumulation share.

Recommendation: this Fund may not be appropriate for investors who plan to withdraw their money within 5 years.

For the full investment objective and policy details, please read the prospectus fully.

Risk and Reward Profile

1	2	3	4	5	6	7
<i>lower potential risk/rewards</i>			<i>higher potential risk/rewards</i>			

The indicator above illustrates the position of this Fund on a standard risk/reward category scale.

This indicator is based on historical data and may not be a reliable indication of the Fund's future risk profile.

The risk and reward category shown is not guaranteed to remain unchanged and may shift over time.

The lowest category does not mean investment is "risk free". All investment comes with risk, and you may lose the amount you invest.

This indicator is not a measure of the risk that you may lose the amount you have invested.

The Fund is currently in category 3 (denoting a lower risk investment) because it invests primarily in bonds which are investment grade.

The indicator above does not take account of the following risks of investing in the Fund:

Capital Loss – the risk that the value of your investment may decrease, and you may not get back the original amount invested.

Interest Rate Risk – as interest rates rise, bond prices typically fall. And vice versa.

Inflation Risk – if inflation increases, your investment return may decrease.

Credit and Counterparty Risk – the risk that the issuer of a debt security, or a counterparty to a derivatives contract may not be able to meet interest, principal or settlement payments or otherwise honour its obligations. This would cause losses to the Fund. There is no guarantee that an asset which provides security for a bond will maintain its value.

Liquidity Risk – there is a risk that market conditions may affect the Fund's ability to buy or sell assets at the price the Fund would like.

Currency Risk – investing overseas can bring about additional returns and spread risk to different markets, but there are risks that changes in currency rates may cause the value of your investment to change. Any currency risk reduction techniques may have an effect on the value of your investment.

Derivative Risk – derivatives are complex instruments. We can, and sometimes do, use derivatives to help reduce risk, but we may not be fully successful. Derivatives can also reduce investment gains, and may result in greater fluctuations of the Fund's NAV.

For more information on pertinent investment risks, please read the section entitled 'Risk Factors' in the prospectus.

Charges

The charges you pay are used to pay the costs of running the Fund, including, for example, the costs of marketing and distributing it. These charges will reduce the potential growth of your investment.

One-off charges taken before or after you invest:

Entry charge:	0.00%
Exit charge:	0.00%

This is the maximum that might be taken out of your money before it is invested, or before the proceeds of your investment are paid out.

Charges taken from the Fund over a year:

Ongoing charges:	0.54%
------------------	-------

Charges taken from the Fund under certain specific conditions:

No performance fee will be payable to the Investment Manager.

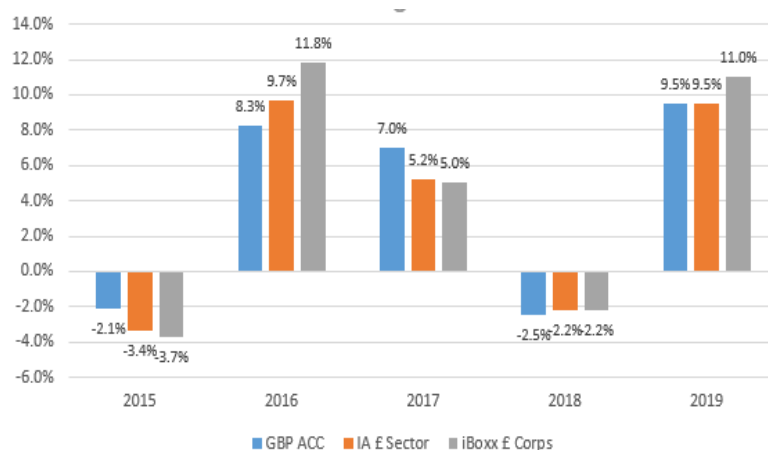
The entry and exit charges shown are maximum figures, and in some cases you may pay less. An additional charge may be applied to your investment to meet any transaction costs. Please speak with your financial adviser or distributor for actual entry/exit charge details.

The ongoing charge figure is based on expenses for the year ending 31 December 2019. It excludes portfolio transaction costs and performance fees (if any). This figure may vary from year to year.

Ongoing charges will be taken from the capital of the fund (rather than income) and accordingly may affect future capital growth of the Fund and future returns may be diminished.

More detailed information on charges can be found in the prospectus under the section entitled 'Fees and Expenses'.

Past Performance



Past performance is calculated in sterling. The past performance calculation does not take into account any entry and exit charges, but does take into account the ongoing charges referred to above.

Past performance is not a guide to future performance.

The benchmark of the Fund is the IA £ Corporate Bond Sector. The secondary performance benchmark is the iBoxx GBP Corporate Bond Index.

The Fund was authorised by the Central Bank of Ireland on 28 November 2014.

Practical Information

Northern Trust Fiduciary Services (Ireland) Limited acts as depositary to the Fund.

The Fund, which is managed by TwentyFour Asset Management LLP being a Financial Conduct Authority regulated entity, is a sub-fund of the Company. Further information about the Fund and copies of the prospectus, annual and half yearly reports of the Company may be obtained free of charge in English upon request 32 Molesworth Street, Dublin 2, the registered office of the Company.

The Net Asset Value per share shall be made public at the office of the administrator on each dealing day.

The Company has segregated liability between its funds and as such your investment in the Fund will not be affected by claims against any other sub-fund of the Company and any liability incurred on behalf of or attributable to any fund shall be discharged solely out of the assets of that fund. This document relates only to the share class of the Fund referred to on page 1 and not any other share classes that may exist. Subject to any restrictions on the eligibility of investors for a particular share class, a shareholder in the Fund may be able at any time to switch all or some of his/her shares into another class or fund in the Company. Please see the prospectus for full details.

You should be aware that tax legislation in Ireland (where the Fund is authorised) may affect your personal tax position.

The Company may be held liable solely on the basis of any statement contained in this document that is misleading, inaccurate or inconsistent with the relevant parts of the prospectus for the Company.

Details of the up-to-date remuneration policy of the Company (including a description of how remuneration and benefits are calculated and the identity of persons responsible for awarding the remuneration and benefits) are available on www.twentyfouram.com. A paper copy will be made available upon request and free of charge by the Company.

The Company is authorised in Ireland and regulated by the Central Bank of Ireland.

This Key Investor Information is accurate as at 18 February 2020.

Key Investor Information

This document provides you with key investor information about this fund. It is not marketing material. The information is required by law to help you understand the nature and the risks of investing in this fund. You are advised to read it so you can make an informed decision about whether to invest.

Monument Bond Fund ("the Fund") I Income Shares

This is a sub fund of MI TwentyFour Investment Funds. The Fund is an Open Ended Investment Company. ISIN GB00B3XVTT21. Maitland Institutional Services Ltd is the Authorised Corporate Director of the Fund.

Objectives and investment policy

The Fund aims to provide a competitive level of income whilst maintaining the capital value of your investment.

The Fund will invest in a range of European and Australian asset-backed securities ("ABS") rated at least BBB- or equivalent at the time of investment. These are bonds (debt securities that pay a floating rate of interest) that are backed by specific pools of financial assets including mortgages and other consumer and corporate debt.

On occasions the Fund may be significantly invested in one particular geographical region.

The Fund will aim to reduce the effect of exchange rate movements in the underlying securities relative to the base currency of the Fund. However, hedging techniques may not be fully effective in completely removing the exchange rate risk.

The Fund may use derivative instruments (such as futures, options and interest rate and credit derivatives) for investment purposes. Derivatives are linked to the rise and fall of other assets. The price movements in these assets can result in movement of the Fund's share price.

The Fund can also use derivative instruments for the purposes of efficient portfolio management, with the aim of managing risk and cost.

Any income this share class generates will be paid out to you.

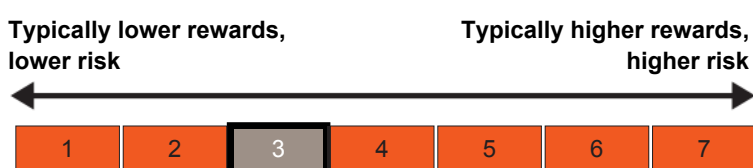
You can buy and sell shares on any business day in London.

Recommendation: this Fund may not be appropriate for investors who plan to withdraw their money within 5 years.

For full investment objectives and policy details please refer to the prospectus.

Risk and reward profile

The Risk and Reward Indicator table demonstrates where the Fund ranks in terms of its potential risk and reward. The higher the rank the greater the potential reward but the greater the risk of losing money. It is based on past data, may change over time and may not be a reliable indication of the future risk profile of the Fund. The shaded area in the table below shows the Fund's ranking on the Risk and Reward Indicator.



- This Fund is ranked at 3 because funds of this type have experienced low to medium rises and falls in value in the past. Please note that even the lowest risk class can lose you money and that extreme market circumstances can mean you suffer severe losses in all cases. The indicator does not take into account the following risks of investing in this Fund:
- Investing overseas can bring additional returns and spread risk to different markets. There are risks, however, that changes in currency exchange rates may cause the value of your investment to decrease and increase.
- On occasions the Fund may be significantly invested in particular geographical regions, meaning it will have greater exposure to the market, political and economic risks of those regions than if it was more diversified across a wider number of countries.
- There is no guarantee that an asset which provides the security for a bond will maintain its value.
- The Fund can use derivatives in order to meet its investment objectives or to protect from price and currency movements. This may result in gains or losses that are greater than the original amount invested.
- Derivatives can be used to help reduce risk but may not be fully successful. Derivatives can also reduce gains you may otherwise have made.
- Currency risk reduction techniques can have an effect on the value of your investment and on the performance of the share class.
- Bond values are affected by changes in interest rates, inflation and any decline in creditworthiness of the bond issuer. Bonds that produce a higher level of income usually also carry greater risk as such bond issuers may not be able to pay the bond income as promised or could fail to repay the capital amount used to purchase the bond.
- There may be cases where the organisation from which we buy a bond fails to carry out its obligations, which could cause losses to the Fund.
- In difficult market conditions, the value of some investments may be less predictable than normal and the Fund may not be able to buy and sell these investments at the best time or at a fair price. This could affect the Fund's performance, potentially reducing your returns.
- For further risk information please see the prospectus.

Charges

The charges you pay are used to pay the costs of running the Fund, including the costs of marketing and distributing it. These charges reduce the potential growth of your investment.

One-off charges taken before or after you invest

Entry charge	0.00%
Exit charge	0.00%

These are the maximum charges that we might take out of your money before it is invested and before we pay out the sale proceeds of your investment. In some cases, you might pay less and you should speak to your financial adviser about this.

Charges taken from the Fund over a year

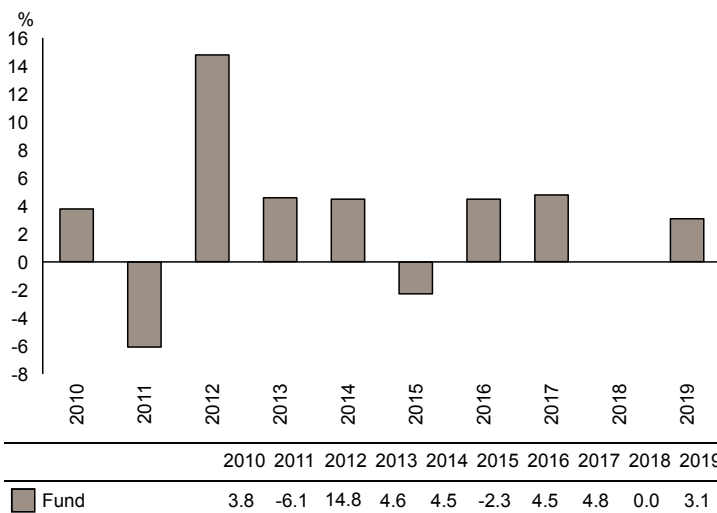
Ongoing charges	0.63%
-----------------	-------

Charges taken from the Fund under specific conditions

Performance fee	NONE
-----------------	------

- Switching charge (for switching into the Fund from another fund) 0.05%.
- The ongoing charges figure is based on the last year's expenses and may vary from year to year. It excludes the costs of buying or selling assets for the Fund (unless these assets are shares of another fund).
- For the ongoing charge, the figure is as at 30 September 2019.
- You may also be charged a dilution levy on entry to or exit from the Fund, this is to cover costs associated with your transaction.
- 50% of certain charges are deducted from the capital of the Fund. This may allow more income to be paid but it may also restrict capital growth.
- For more information about charges, please see the prospectus.

Past performance



- You should be aware that past performance is not a guide to future performance.
- Fund launch date: 10/08/2009.
- Share/unit class launch date: 10/08/2009.
- Performance is calculated in GBP.

Practical information

- This document is issued by Maitland Institutional Services Ltd and contains information on the I Income Shares only.
- Each fund of the Company has its own pool of assets and liabilities, segregated by law. If one fund were unable to pay for its liabilities the assets of the other funds could not be used to pay for those liabilities.
- You can get further detailed information regarding the Fund, including details of the investment manager and how to switch, buy and sell shares and other share classes available, within the prospectus, the supplementary information document and the annual and half yearly managers' reports. You can get these free of charge from Maitland Institutional Services Ltd, Hamilton Centre, Rodney Way, Chelmsford, Essex CM1 3BY or from our website: www.maitlandgroup.com. These are available in English only. You can also call us on 0345 026 4286, or look on our website for the latest share prices.
- Details of the ACD's remuneration policy (including a description of how remuneration and benefits are calculated, the composition of the remuneration committee and the identities of persons responsible for awarding remuneration and benefits) are available at www.maitlandgroup.com/uk-fund-administration/mi-fund-data/ or by requesting a paper copy free of charge (see above for contact details).
- The Depositary of the Fund is Northern Trust Global Services SE (UK Branch).
- Please note that the tax laws of the United Kingdom may impact your own tax position.
- Maitland Institutional Services Ltd may be held liable solely on the basis of any statement contained in this document that is misleading, inaccurate or inconsistent with the relevant parts of the prospectus for the Fund.